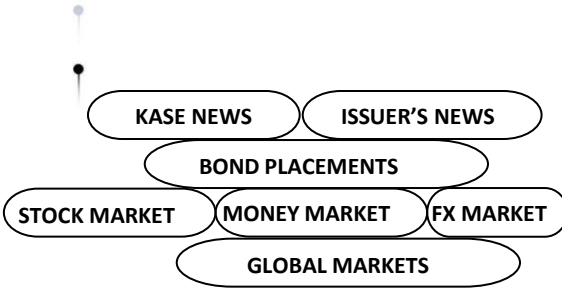




KASE NEWS KASE NEWS KASE NEWS KASE NEWS



# KASE WEEKLY

June 15 – 19, 2026

## KASE NEWS

- ▲ Bonds [KZ2P00018401](#) (CENTpp1) of Centrica LLP, [KZMJ00003309](#) (ABK024\_330) of the local executive body of Aqtobe region, securities of [five names](#), [three issues](#) of international bonds of the U.S. Department of the Treasury, [seven issues](#) of international bonds of the Ministry of Economy and Finance of the Republic of Uzbekistan and [nine bond issues](#) of local executive bodies have been included in KASE official list.
- ▲ Trades in bonds [KZ2P00013618](#) (MFLGb11) of Lombard "GoldFinMarket" LLP, [KZ2D00017878](#) (EABRb62), [KZ2D00018538](#) (EABRb66) and [KZ2D00018561](#) (EABRb67) of Eurasian Development Bank, [KZ2C00015824](#) (BRKZb46) of Development Bank of Kazakhstan JSC, [KZ2C00012078](#) (KFUSb81) and [KZ2C00012102](#) (KFUSb84) of Kazakhstan Sustainability Fund JSC and [KZ2C00018232](#) (IDFRb9) of Industrial Development Fund JSC have been opened on KASE.
- ▲ Bonds [KZ2P00018153](#) (MFCRb1) of MFO "CapitalCredit" LLP, [KZ2P00018435](#) (FPSTb11) of BASS Gold LLP, [KZ2P00015282](#) (ALTab1) of ALTA Telecom LLP and [KZ2C00018240](#) (MFOk35) of MFO "OnlineKazFinance" JSC have been transferred to the "clean"-price trading mode.
- ▲ Common shares KZ0009093241 (KZTK) and preferred shares KZ0009094645 (KZTKp) of Kazakhtelecom JSC [have been transferred](#) from the "premium" category to the "standard" category of the main market of KASE's official list.
- ▲ Bonds KZ2P00014434 (MFACb3) and KZ2P00014426 (MFACb4) of MFO "Arnur Credit" LLP [have been transferred](#) from the "bonds" category of the alternative market to the "bonds" category of the main market of KASE's official list.

## PLACEMENT RESULTS

- ▲ The Ministry of Finance of Kazakhstan placed 50.0 mln MEOKAM [KZK200000786](#) (MOM060\_0056) and 51.8 mln MEUKAM [KZKD00001293](#) (MUM156\_0008).
- ▲ Eurasian Development Bank [raised](#) KZT 27.0 bn by placing bonds KZ2D00017878 (EABRb62).
- ▲ Eurasian Development Bank [raised](#) USD 88.7 mln by placing three-year bonds KZ2D00018538 (EABRb66).
- ▲ KMF Bank JSC [raised](#) KZT 1.1 bn by placing bonds KZ2C00018034 (MFKMb10).
- ▲ Kazakhstan Sustainability Fund JSC [raised](#) KZT 9.7 bn by placing bonds KZ2C00014835 (KFUSb93).
- ▲ Kazakhstan Sustainability Fund JSC [raised](#) KZT 4.7 bn by placing bonds KZ2C00015162 (KFUSb111).
- ▲ Akimdiks of two regions [raised](#) KZT 5.7 bn.
- ▲ Akimdiks of five regions and the city of Shymkent [raised](#) KZT 30.7 bn.

## ISSUER NEWS AND ANNOUNCEMENTS

- ▲ Air Astana JSC [provided](#) information on transactions with its own securities from June 08 to June 09, 2026.
- ▲ Freedom Holding Corp. [announces](#) the beginning of the offering of its common shares.
- ▲ KazTransOil JSC [reports](#) that Fitch Ratings affirmed the company's credit ratings with a "Stable" outlook.
- ▲ AK Altyntalmas JSC [reports](#) on conducting the second stage of voluntary buyback of bonds KZ2C00012953 (ALMSb1).
- ▲ Kazakhtelecom JSC [paid](#) dividends on common shares KZ0009093241 (KZTK) and preferred shares KZ0009094645 (KZTKp) for 2025.

19.06.2026	Trends (%)		
KASE Index	7 724,05	-0,4	1,7
	Price	Δ 7D	Δ 1M
Intel Corporation	133,2	7,4	21,6
Advanced Micro Devices, Inc.	533,5	4,4	27,6
NVIDIA Corp.	212,0	3,6	- 4,9
PayPal Holdings Inc.	42,6	3,2	- 3,2
АО "Эйр Астана"	661,2	2,5	- 0,3
Bank of America Corporation	56,9	2,0	12,1
Apple Inc.	297,4	1,7	- 0,0
АО "Национальная компания "КазМунайГаз"	33 200,0	0,9	8,3
АО "КМ GOLD"	62,0	0,9	- 1,9
Tesla, Inc.	394,3	0,6	- 1,3
АО "KEGOC"	1 441,7	0,4	0,2
АО "Казхателеком"	40 450,0	- 0,5	- 3,5
АО "Банк ЦентрКредит"	4 638,0	- 0,6	2,6
АО Kaspi.kz	40 667,0	- 0,6	- 0,8
АО "Кселл"	3 208,0	- 0,9	- 1,6
АО "Народный Банк Казахстана"	376,5	- 1,2	- 0,8
АО "Национальная атомная компания "Казатомпром"	35 200,0	- 1,4	4,3
Freedom Holding Corp.	141,5	- 1,5	- 1,4
АО "КазТрансОйл"	1 120,9	- 2,2	- 6,1
Microsoft Corporation	380,0	- 2,5	- 9,0
АО "ForteBank"	10,6	- 4,1	- 11,0
AT&T Inc.	22,4	- 4,1	- 9,9
Pfizer Inc.	25,2	- 4,2	- 2,3

Note: Index stocks are highlighted in green

Following the results of last week, the KASE Index dipped by 0.4 % to 7,724.05 points. Positive dynamics were shown by 3 out of 10 shares of the KASE Index Representative List.

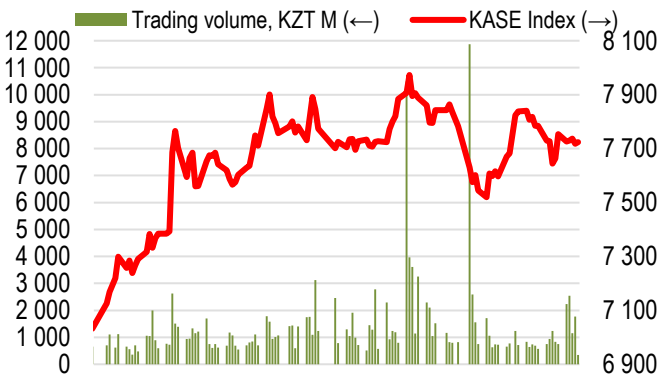
Common shares of Air Astana were the growth leaders, rising by 2.5 %.

Shares of the oil and gas sector representatives demonstrated mixed dynamics: shares of KazMunayGas rose by 0.9 %, while shares of KazTransOil fell by 2.2 %. The international rating agency Fitch Ratings affirmed KazTransOil's Long-Term Issuer Default Rating at "BBB" with a "Stable" outlook.

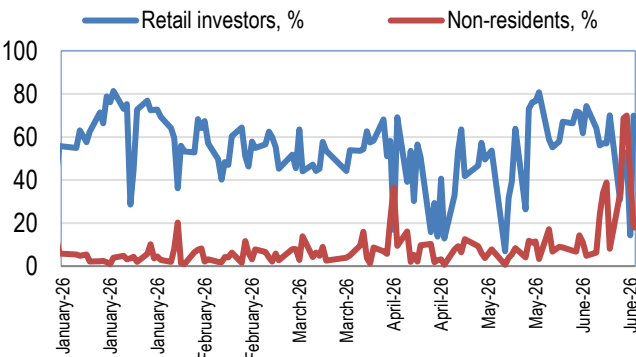
Shares of KEGOC closed the top three leaders, gaining 0.4 % in price over the week.

Shares of financial sector representatives showed negative dynamics: common shares of Bank CenterCredit and shares of Kaspi.kz lost 0.6 % each, while common shares of Halyk Bank decreased in price by 2.2 %.

## KASE Index shares

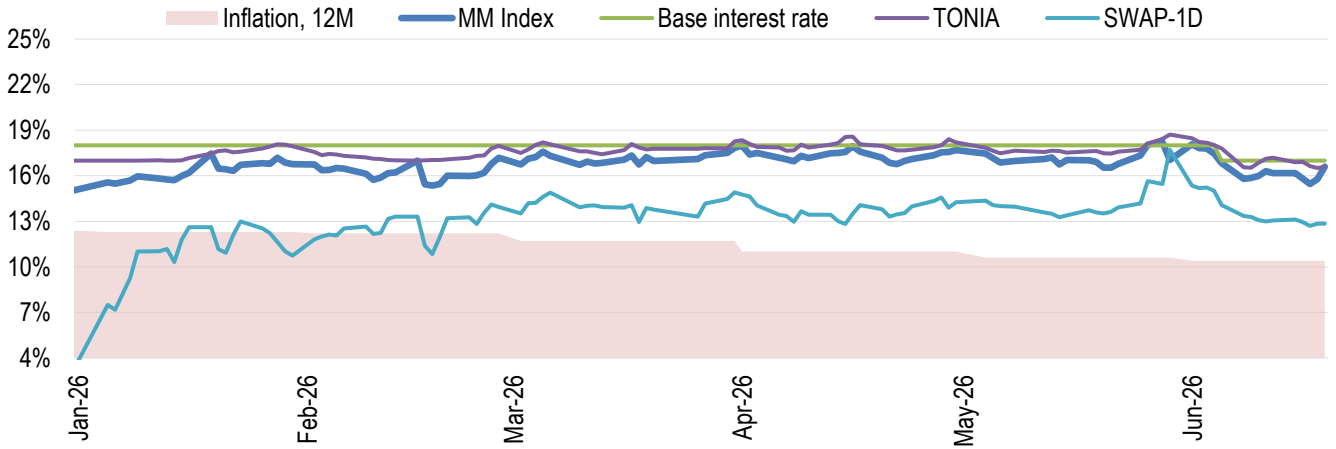


## Retail investors & non-residents, %



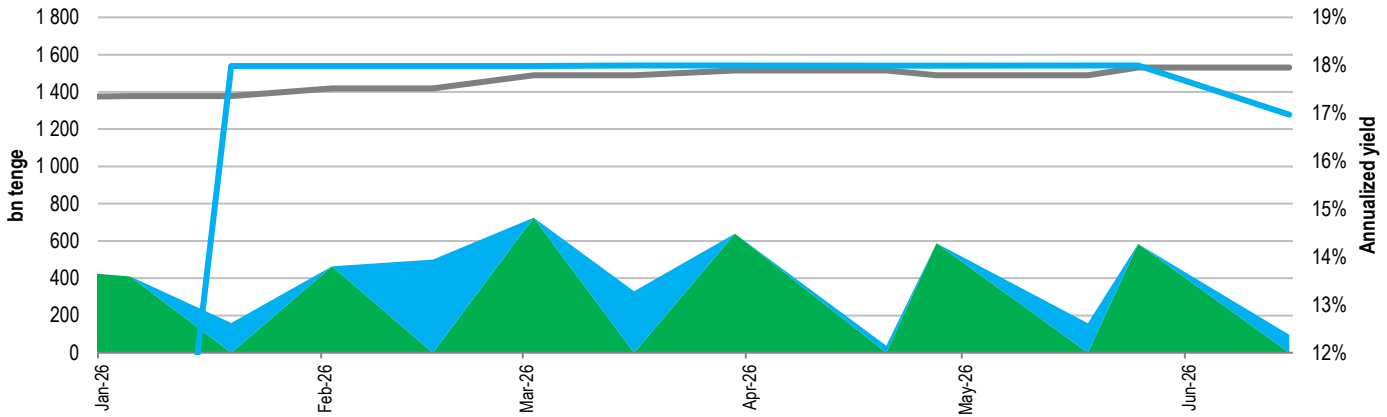
In the money market, the TONIA one-day repo rate decreased to 16.59 % per annum over the week. The yield on one-day US dollar currency swap operations decreased to 12.85 % per annum over the week.

**Inflation and interest rates**



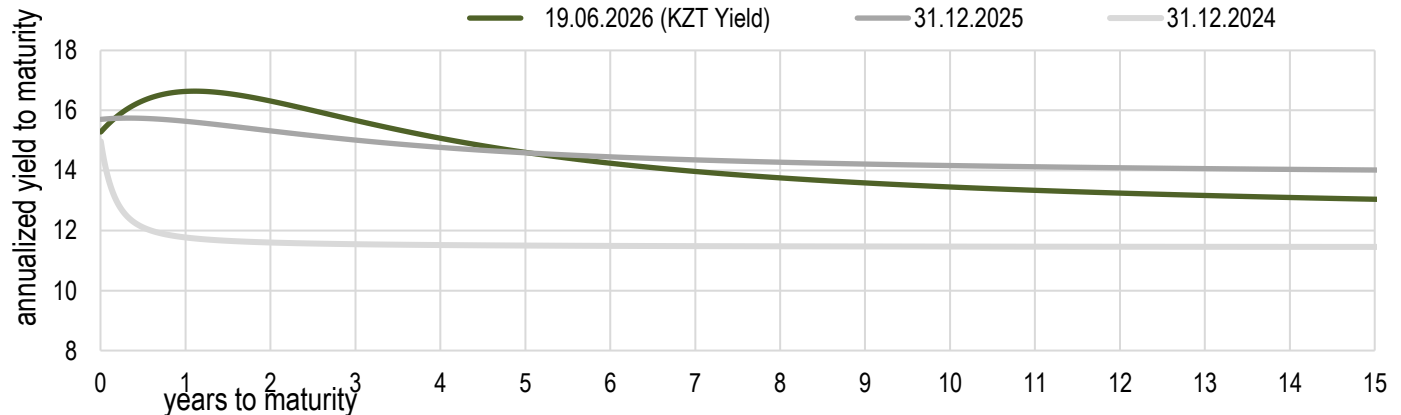
**Main Features of National Bank Notes Placements**

1-month notes placed (←) 3-month notes placed (←) 1-month notes yield (→) 3-month notes yield (→)



**Risk-free yield curve (non-indexed GS)**

19.06.2026 (KZT Yield) 31.12.2025 31.12.2024



As of the end of May, the tenge depreciated by 5.1%, reaching 486.51 tenge per US dollar. The average daily trading volume on the Kazakhstan Stock Exchange decreased from USD 394 million to USD 392 million over the month. Total trading volume amounted to USD 6.7 billion.

Foreign currency sales from the National Fund totaled USD 500 million in May, enabling the allocation of transfers to the republican budget. The share of sales from the National Fund accounted for 7.5% of the total trading volume, or approximately USD 29.4 million per day.

According to the preliminary government forecast requests and taking into account expected fiscal receipts, the National Bank expects foreign currency sales from the National Fund in June ranging from USD 200 million to USD 300 million for the purpose of allocating transfers to the republican budget.

As part of the mirroring mechanism, approximately KZT 354 billion was sterilized in May. In June, foreign currency sales equivalent to KZT 354 billion are expected for these purposes.

While conducting transactions involving National Fund assets and implementing the mirroring mechanism, the National Bank adheres to the principle of market neutrality.

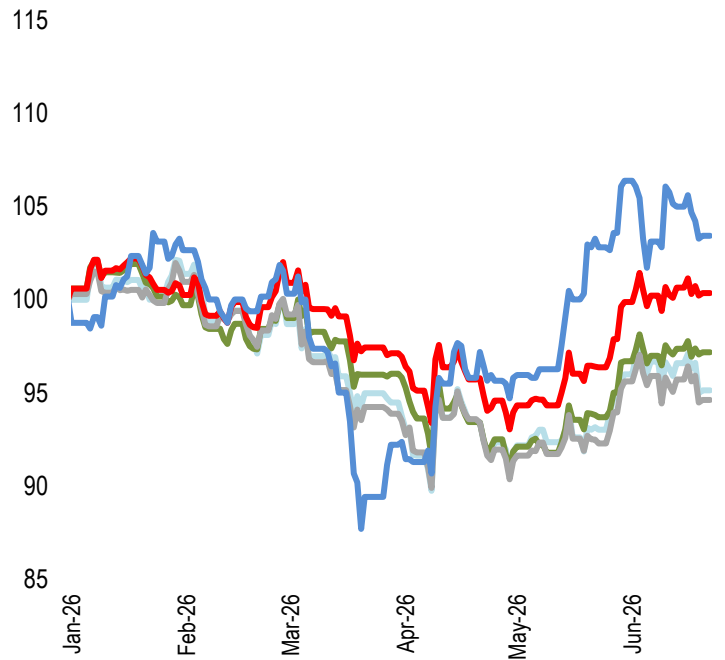
The National Bank did not conduct foreign exchange interventions in May.

The volume of foreign currency revenue sold last month under the mandatory sale requirement for quasi-government sector entities amounted to approximately USD 410 million.

Due to the decline in the foreign currency share of the UAPF pension assets below 40%, the National Bank conducted foreign currency purchases on the exchange in May, totaling USD 878.5 million, or approximately 13% of the total trading volume.

## FX rates

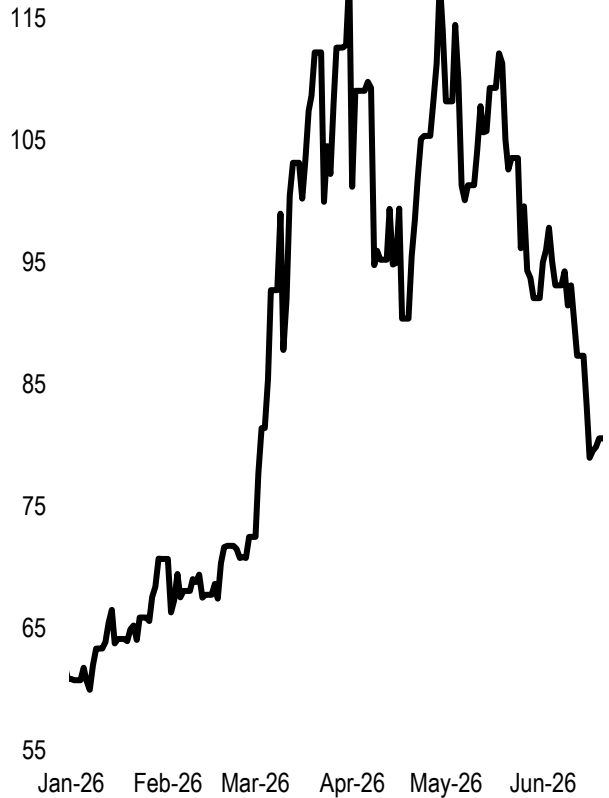
Δ %, base (01.01.26)



Price      Δ 7d, %      Δ 30d, %      Δ 2026, %








— GBPKZT	646,31	-1,50	1,98	-5,03
— USDKZT	488,37	-0,20	3,35	-2,95
— EURKZT	559,77	-1,15	1,93	-5,52
— CNYKZT	72,15	-0,29	3,89	0,21
— RUBKZT	6,64	-1,48	0,30	3,27

## Brent oil USD/barrel



Note: The chart and the table are based on the official market rates of the NBK. NBK rates may differ from KASE rates.

## Global indices

Name	Value	Trend %			Futures
		7D	1M	1Y	7D
 S&P 500	7 500,58	0,9	0,9	25,4	1,0
 Dow Jones	51 564,70	0,7	3,1	22,3	0,8
 RTS	1 038,31	-5,8	-11,4	-7,1	
MICEX	2 420,56	-3,8	-8,3	-13,0	
 Hang Seng	23 924,81	-3,2	-6,7	3,0	-3,3
SS CSI 300	4 941,60	3,4	1,9	28,6	4,0
 Euro Stoxx 50	6 293,13	1,7	5,3	21,1	2,6
FTSEuroFirst	7 030,40	2,4	4,7	20,4	0,4
 FTSE 100	10 363,27	-1,0	-0,7	17,9	-0,6
 KASE	7 724,05	-0,4	1,7	28,4	

## Commodities market

June 19, 2026

Name	Price	Trend %		
		7D	1M	1Y
Oil (Brent)	80,57	-7,7	-23,3	2,2
Oil (WTI)	76,60	-9,8	-22,0	1,9
Natural gas	3,23	3,6	7,6	-19,0
Copper	638,55	-0,9	1,5	31,6
Iron	751,00	-5,8	-8,1	4,5
Gold	4 155,71	-1,5	-8,4	23,3
Silver	66,32	-2,4	-12,6	79,7
Wheat	605,75	3,6	-8,3	5,5

## Calendar of economic events

		Currency	Forecast	Previous
23.06	<a href="#">S&amp;P Global Services PMI (Jun)</a>	USD	51,0	50,7
23.06	<a href="#">S&amp;P Global Manufacturing PMI (Jun)</a>	USD	54,6	55,1
24.06	<a href="#">Crude Oil Inventories</a>	USD		-8,263M
25.06	<a href="#">Core PCE Price Index (YoY) (May)</a>	USD		3,3%
25.06	<a href="#">GDP (QoQ) (Q1)</a>	USD	1,6%	1,6%
25.06	<a href="#">Initial Jobless Claims</a>	USD	226K	226K

Note: the calendar contains the most significant economic events of the current week according to KASE analysts opinion

B – billions  
M – millions  
K – thousands

## Kazakhstan statistics

	Value	As of	Previous month
Annual inflation	10,4%	01.06.26	10,6%
Gross international reserves of NBK, USD bn	67,6	01.06.26	67,5
Reserve money, KZT bn	14 840,8	01.06.26	14 919,1
Money supply, KZT bn	52 675,4	01.06.26	51 730,5

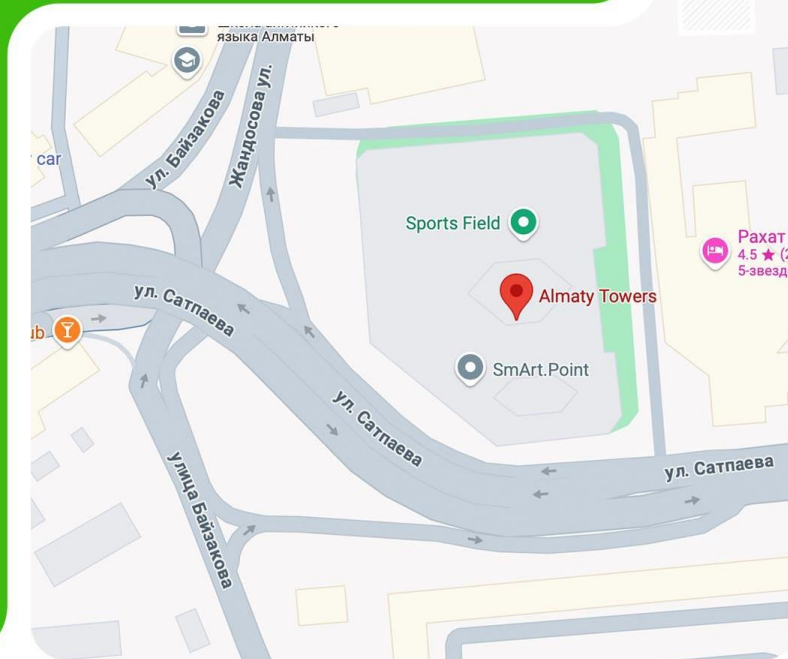
## Kazakhstan credit ratings

	Rating	Date	Previous
<b>S&amp;P Global</b>	BBB-/A-3 positive	20.02.26	BBB-/A-3 positive
<b>MOODY'S</b>	Baa1/stable	01.10.25	Baa2/positive
<b>FitchRatings</b>	BBB/stable	15.07.25	BBB/stable

# CONTACT INFORMATION

**Address:** 8th floor, Northern tower of Multifunctional Complex Almaty Towers, 280 Baizakov Str., Almaty, A15G7M6, Republic of Kazakhstan

**Tele-  
phone**    **+7 (727) 237 53 23**  
              **+7 (727) 237 53 28**



**KASE**



**FAQ**

**in**



**f**



The information contained therein was gathered by the employees of Kazakhstan Stock Exchange JSC (KASE). KASE does not guarantee the completeness and accuracy of the information contained in this report, as well as its reliability. Neither KASE, nor any of the employees are liable for any direct or indirect loss (damage) arising from the use of this report or information / analysis presented therein. KASE does not assume any responsibility to update this report on a regular basis or notify of all changes that have occurred.

KASE draws investors' attention to the following factors:

1. return on investment in financial instruments depends on a variety of market and non-market factors. In particular, the actual income of an investor may change depending on the fluctuations in interest rates, changes in taxation, FX movements, changes in quotations of securities, market indexes, changes in production and financial performance of companies, and other factors.
2. previous results do not necessarily affect the future results with the future estimations based on the assumptions that may not materialize. The value of any investment or income may go down and up, as a result the investors might not receive the entire invested amount back. For the investments in non-universally recognized markets, the investors may experience various difficulties, including selling them or obtaining the reliable information about their value or the risks involved.
3. report does not take into account the individual financial characteristics and aims of those receiving it.

KASE recommends that the investors independently evaluate the feasibility of certain investments and strategies and encourages the investors to use the services of financial consultants.

KASE reserves all rights for the report. This analytical material can be copied and/or distributed in full or in part upon written permission of KASE.