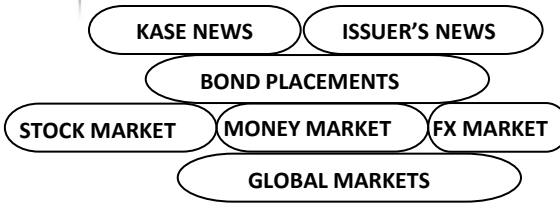




KASE NEWS KASE NEWS KASE NEWS KASE NEWS



KASE WEEKLY

June 08 – 12, 2026

KASE NEWS

- ▲ The Board of Directors of KASE [extended](#) the term of office of the Management Board of KASE until July 1, 2029.
- ▲ Bonds [KZ2C00018455](#) (EUBNb19) of Eurasian Bank JSC, [KZ2P00018468](#) (MFTSb8) and [KZ2P00018476](#) (MFTSb9) of MFO "TAS FINANCE GROUP" LLP, [KZ2P00018419](#) (ERBBpp1) of Eurasia Building-British LLP and [four issues](#) of bonds of Eurasian Development Bank have been included in KASE official list.
- ▲ Trades in bonds [KZ2C00018240](#) (MFOKb35) of MFO "OnlineKazFinance" JSC, [KZ2P00017395](#) (MFSLb15) of Safe-Lombard LLP, [KZ2P00018153](#) (MFCRb1) of MFO "CapitalCredit" LLP, [KZ2P00018435](#) (FPSTb11) of BASS Gold LLP, [KZ2P00018302](#) (MFSCb10) of MFO "Swiss Capital" LLP and international bonds [US912797UB14](#) (US192_2606) of the U.S. Department of the Treasury opened on KASE.
- ▲ Teniz Capital Investment Banking JSC [was assigned](#) the status of a market-maker on KASE for bonds KZ2C00015394 (MFOKb28) of MFO "OnlineKazFinance" JSC.
- ▲ BCC Invest JSC [was assigned](#) the status of a market-maker on KASE for four bond denominations.

PLACEMENT RESULTS

- ▲ The Ministry of Finance of Kazakhstan placed 62.5 mln METISKAM [KZKF00000020](#) (MTC048_0002) and 56.0 mln METISKAM [KZKF00000038](#) (MTC084_0001).
- ▲ Private Company BI Development Ltd. raised KZT 19.1 bn through subscription by placing bonds [KZ2D00015336](#) (BIGDb7) and [KZ2D00015419](#) (BIGDb11).
- ▲ KMF Bank JSC [raised](#) KZT 831.7 mln by placing bonds KZ2C00018034 (MFKMb10).
- ▲ KMF Bank JSC [raised](#) KZT 14.0 mln by placing bonds KZ2C00018125 (MFKMb11).
- ▲ Kazakhstan Sustainability Fund JSC [raised](#) KZT 4.9 bn by placing bonds KZ2C00012151 (KFUSb88).
- ▲ Kazakhstan Sustainability Fund JSC [raised](#) KZT 4.8 bn by placing bonds KZ2C00015154 (KFUSb110).
- ▲ Industrial Development Fund JSC [raised](#) KZT 20.0 bn by placing bonds KZ2C00018232 (IDFRb9).
- ▲ 203,050 common shares KZ1C00015510 (ALMT) of AltaMet Minerals JSC [were sold](#) on KASE for KZT 229.0 mln.
- ▲ Akimdiqs of seven regions [raised](#) KZT 21.0 bn.

ISSUER NEWS AND ANNOUNCEMENTS

- ▲ Air Astana JSC [provided](#) information on transactions with its securities from June 1 to June 5, 2026.
- ▲ KazTransOil JSC [paid](#) dividends on common shares KZ1C00000744 (KZTO) for 2025.
- ▲ "Damu" Entrepreneurship Development Fund JSC [paid](#) dividends on common shares for 2025.
- ▲ Kazakhstan Housing Company JSC [paid](#) dividends on common shares for 2025.
- ▲ Industrial Development Fund JSC [informed](#) of an upgrade of the company's credit ratings by Moody's Ratings, outlook "Stable".
- ▲ National Information Technologies JSC [informed](#) that Fitch Ratings affirmed the company's credit ratings, outlook "Stable".
- ▲ Alatau City Bank JSC [informed](#) that Moody's Ratings affirmed the bank's credit ratings, outlook "Positive".

12.06.2026

KASE Index 7 753,57 Trends (%) -0,4 2,3

	Price	Δ 7D	Δ 1M
Intel Corporation	124,0	21,1	6,9
Advanced Micro Devices, Inc.	511,1	7,3	19,7
Bank of America Corporation	55,8	3,6	11,0
АО "Национальная компания "КазМунайГаз"	32 890,0	3,4	9,8
AT&T Inc.	23,4	2,8	- 7,7
АО "КазТрансОйл"	1 146,0	1,7	- 2,3
АО "Банк ЦентрКредит"	4 664,5	1,5	3,0
Pfizer Inc.	26,3	0,3	0,9
АО "Народный Банк Казахстана"	381,0	0,2	- 0,8
АО "KM GOLD"	61,5	- 0,1	- 8,1
АО "KEGOC"	1 436,4	- 0,3	1,1
АО "Кселл"	3 237,0	- 0,6	1,4
PayPal Holdings Inc.	41,3	- 0,8	- 8,6
АО "Казакхтелеком"	40 652,0	- 0,8	- 4,2
АО "ForteBank"	11,1	- 1,4	- 9,4
NVIDIA Corp.	204,6	- 1,8	- 5,7
АО "Эйр Астана"	645,0	- 2,0	- 4,5
Tesla, Inc.	392,0	- 2,3	- 7,6
АО "Национальная атомная компания "Казатомпром"	35 699,0	- 3,0	- 3,0
АО Kaspi.kz	40 900,0	- 3,4	4,3
Apple Inc.	292,5	- 6,7	- 0,6
Microsoft Corporation	389,7	- 7,1	- 4,9
Freedom Holding Corp.	143,6	- 8,4	0,4

Note: Index stocks are highlighted in green

Following the results of last week, KASE Index decreased by 0.4 % to 7,753.57 points. 4 out of 10 shares included in the Representative List of KASE Index ended the week in the green zone.

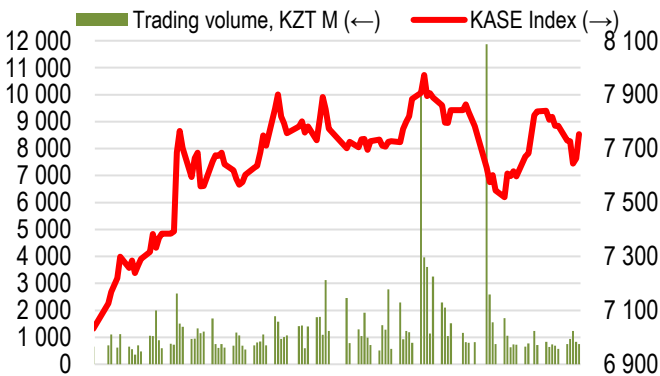
The best dynamics were demonstrated by securities of the oil and gas sector: shares of KazMunayGas rose by 3.4 %, while shares of KazTransOil added 1.7 %. KazTransOil informed of the payment on June 11, 2026 of dividends on the company's common shares for 2025. The total amount of funds paid as dividends to shareholders of KazTransOil amounted to KZT 45,386,115,682. The dividend amount per common share was KZT 118.

Common shares of Bank CenterCredit close the top three leaders, which rose in price by 1.5 %.

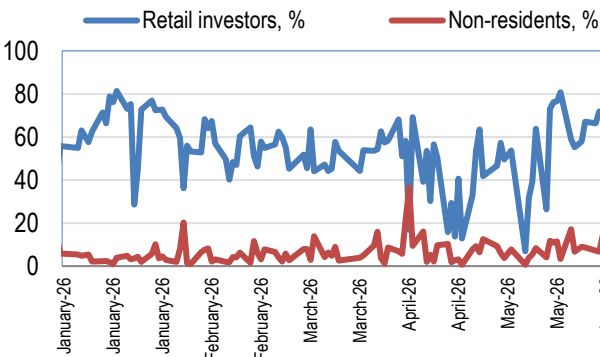
Other shares of financial sector representatives showed mixed dynamics: shares of Kaspi.kz fell by 3.4 %, while common shares of Halyk Bank rose by 0.2 %, respectively. On June 11, the general meeting of shareholders of Kaspi.kz decided to pay dividends on the company's common shares for the first quarter of 2026 in the amount of KZT 850 per common share. The record date for shareholders is June 10, 2026. The payment start date is June 11, 2026.

Shares of Air Astana lost 2 % in price. The company informed of the acquisition from June 1, 2026 to June 5, 2026 of 19,390 global depository receipts for USD 105,794.92.

KASE Index shares

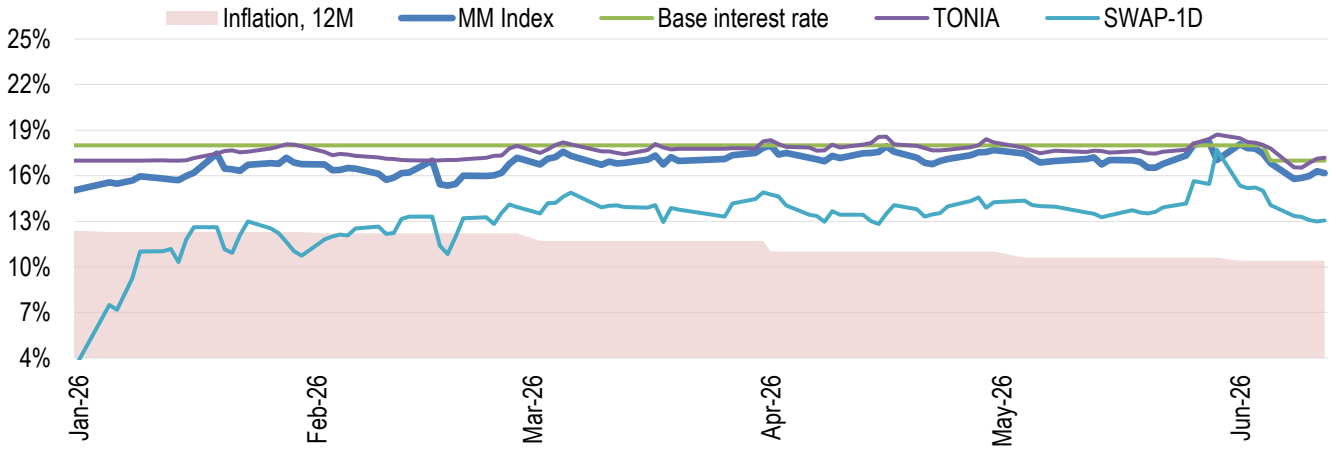


Retail investors & non-residents, %



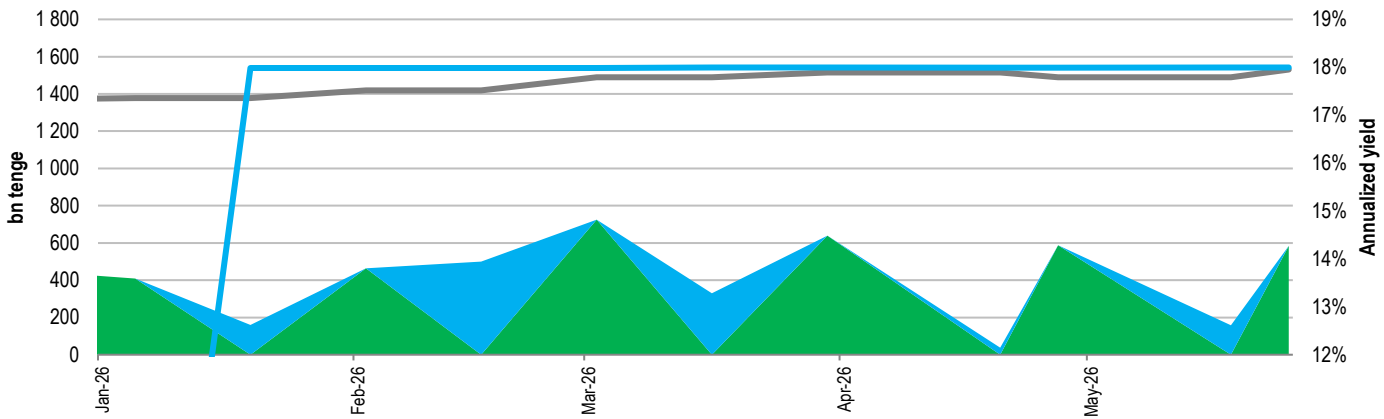
In the money market, the yield of the one-day repo transactions (TONIA) decreased to 17.18 % per annum over the week. The yield of one-day dollar swap operations decreased over the week to 13.05 % per annum.

Inflation and interest rates



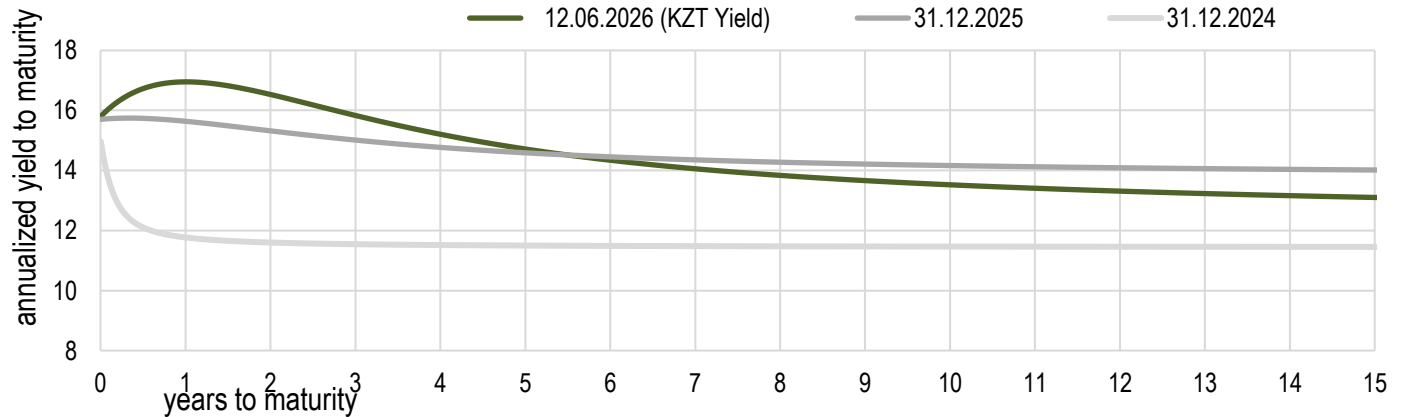
Main Features of National Bank Notes Placements

1-month notes placed (←) 3-month notes placed (←) 1-month notes yield (→) 3-month notes yield (→)



Risk-free yield curve (non-indexed GS)

12.06.2026 (KZT Yield) 31.12.2025 31.12.2024



As of the end of May, the tenge depreciated by 5.1%, reaching 486.51 tenge per US dollar. The average daily trading volume on the Kazakhstan Stock Exchange decreased from USD 394 million to USD 392 million over the month. Total trading volume amounted to USD 6.7 billion.

Foreign currency sales from the National Fund totaled USD 500 million in May, enabling the allocation of transfers to the republican budget. The share of sales from the National Fund accounted for 7.5% of the total trading volume, or approximately USD 29.4 million per day.

According to the preliminary government forecast requests and taking into account expected fiscal receipts, the National Bank expects foreign currency sales from the National Fund in June ranging from USD 200 million to USD 300 million for the purpose of allocating transfers to the republican budget.

As part of the mirroring mechanism, approximately KZT 354 billion was sterilized in May. In June, foreign currency sales equivalent to KZT 354 billion are expected for these purposes.

While conducting transactions involving National Fund assets and implementing the mirroring mechanism, the National Bank adheres to the principle of market neutrality.

The National Bank did not conduct foreign exchange interventions in May.

The volume of foreign currency revenue sold last month under the mandatory sale requirement for quasi-government sector entities amounted to approximately USD 410 million.

Due to the decline in the foreign currency share of the UAPF pension assets below 40%, the National Bank conducted foreign currency purchases on the exchange in May, totaling USD 878.5 million, or approximately 13% of the total trading volume.

FX rates

Δ %, base (01.01.26)

115

110

105

100

95

90

85

Jan-26 Feb-26 Mar-26 Apr-26 May-26 Jun-26

Price Δ 7d, % Δ 30d, % Δ 2026, %

— GBPKZT	656,14	-0,09	3,78	-4,09
— USDKZT	489,33	0,39	5,14	-2,95
— EURKZT	566,30	-0,19	3,26	-4,95
— CNYKZT	72,36	0,43	5,37	0,10
— RUBKZT	6,74	1,81	7,83	5,14

Brent oil

USD/barrel

115

105

95

85








75

65

Jan-26 Feb-26 Mar-26 Apr-26 May-26 Jun-26

Note: The chart and the table are based on the official market rates of the NBK. NBK rates may differ from KASE rates.

Global indices

Name	Value	Trend %			Futures
		7D	1M	1Y	7D
 S&P 500	7 431,46	0,6	-0,2	22,9	1,3
 Dow Jones	51 202,26	0,7	3,0	19,2	1,3
 RTS	1 101,95	0,3	-4,8	1,1	
MICEX	2 515,33	-1,8	-6,7	-8,0	
 Hang Seng	24 718,10	-1,0	-6,3	2,8	-0,8
SS CSI 300	4 777,32	-0,8	-4,4	22,7	-2,5
 Euro Stoxx 50	6 187,63	2,1	5,6	15,4	1,8
FTSEuroFirst	6 865,00	1,6	4,1	14,8	1,7
 FTSE 100	10 471,72	1,0	1,4	17,9	0,8
 KASE	7 753,57	-0,4	2,3	34,2	

Commodities market

June 12, 2026

Name	Price	Trend %		
		7D	1M	1Y
Oil (Brent)	87,33	-6,2	-17,3	25,9
Oil (WTI)	84,88	-6,3	-16,0	24,8
Natural gas	3,12	-3,4	8,9	-10,7
Copper	644,50	2,6	-2,9	33,3
Iron	797,50	2,9	-4,6	5,7
Gold	4 219,33	-2,5	-10,0	24,7
Silver	67,97	-1,6	-23,5	87,3
Wheat	584,50	0,8	-12,1	11,0

Calendar of economic events

		Currency	Forecast	Previous
16.06	BoJ Interest Rate Decision	JPY	1,00%	0,75%
17.06	CPI (YoY) (May)	GBP	3,0%	2,8%
17.06	CPI (YoY) (May)	EUR	3,2%	3,2%
17.06	Retail Sales (MoM) (May)	USD	0,5%	0,5%
17.06	Crude Oil Inventories	USD		-7,227M
17.06	Fed Interest Rate Decision	USD	3,75%	3,75%
18.06	BoE Interest Rate Decision (Jun)	GBP	3,75%	3,75%
18.06	Initial Jobless Claims	USD	225K	229K

Note: the calendar contains the most significant economic events of the current week according to KASE analysts opinion

B – billions
M – millions
K – thousands

Kazakhstan statistics

	Value	As of	Previous month
Annual inflation	10,4%	01.06.26	10,6%
Gross international reserves of NBK, USD bn	67,6	01.06.26	67,5
Reserve money, KZT bn	14 840,8	01.06.26	14 919,1
Money supply, KZT bn	52 675,4	01.06.26	51 730,5

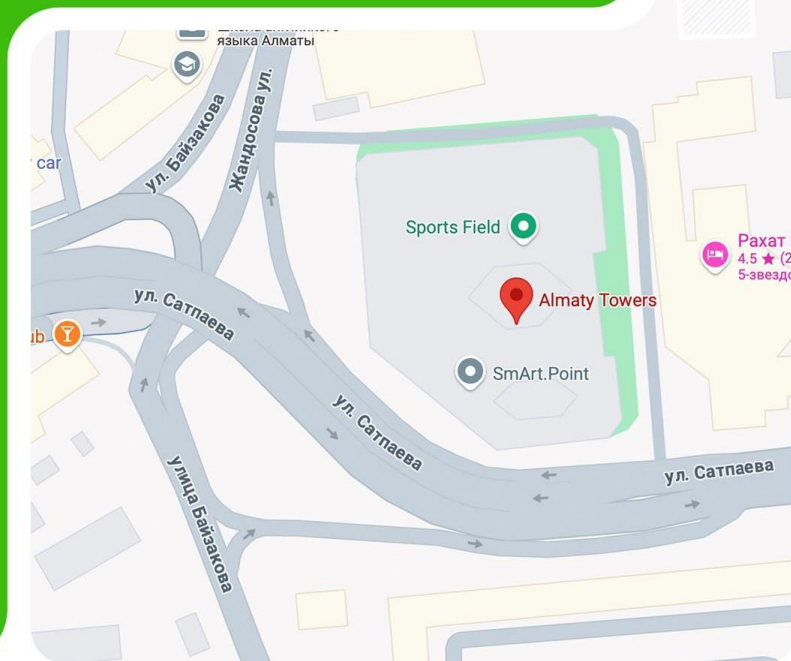
Kazakhstan credit ratings

	Rating	Date	Previous
S&P Global	BBB-/A-3 positive	20.02.26	BBB-/A-3 positive
MOODY'S	Baa1/stable	01.10.25	Baa2/positive
FitchRatings	BBB/stable	15.07.25	BBB/stable

CONTACT INFORMATION

Address: 8th floor, Northern tower of Multifunctional Complex Almaty Towers, 280 Baizakov Str., Almaty, A15G7M6, Republic of Kazakhstan

**Tele-
phone** **+7 (727) 237 53 23**
 +7 (727) 237 53 28



KASE



FAQ

in



f



The information contained therein was gathered by the employees of Kazakhstan Stock Exchange JSC (KASE). KASE does not guarantee the completeness and accuracy of the information contained in this report, as well as its reliability. Neither KASE, nor any of the employees are liable for any direct or indirect loss (damage) arising from the use of this report or information / analysis presented therein. KASE does not assume any responsibility to update this report on a regular basis or notify of all changes that have occurred.

KASE draws investors' attention to the following factors:

1. return on investment in financial instruments depends on a variety of market and non-market factors. In particular, the actual income of an investor may change depending on the fluctuations in interest rates, changes in taxation, FX movements, changes in quotations of securities, market indexes, changes in production and financial performance of companies, and other factors.
2. previous results do not necessarily affect the future results with the future estimations based on the assumptions that may not materialize. The value of any investment or income may go down and up, as a result the investors might not receive the entire invested amount back. For the investments in non-universally recognized markets, the investors may experience various difficulties, including selling them or obtaining the reliable information about their value or the risks involved.
3. report does not take into account the individual financial characteristics and aims of those receiving it.

KASE recommends that the investors independently evaluate the feasibility of certain investments and strategies and encourages the investors to use the services of financial consultants.

KASE reserves all rights for the report. This analytical material can be copied and/or distributed in full or in part upon written permission of KASE.