

Bank CenterCredit JSC (BCC) is a universal commercial bank in Kazakhstan that operates as a diversified financial group providing a wide range of services on the market. The Group's activities are focused on providing comprehensive financial solutions for all segments: retail clients, small and medium-sized businesses (SMEs), and corporate clients.

S&P Global
**BB/positive
(28.08.25)**
MOODY'S
**Baa3/stable
(10.09.25)**

Business areas

Retail business

This area focuses on individuals and is one of the main growth drivers for the bank.

- **Consumer lending:** Issue of unsecured loans and credit cards.
- **Mortgage:** Financing the purchase of housing, often through government programs or proprietary mortgage products.
- **Deposits and savings**
- **Paid services:** Payment card servicing, transfers, development of mobile banking (BCC.KZ) and digital services.

Distressed asset management

BCC PROJECT LLP : This company was created to professionally manage distressed assets and sell collateral (real estate, equipment), allowing the bank to "cleanse" its balance sheet and focus on its core business.

Leasing

Equipment and transport leasing through the subsidiary **BCC-Leasing**

Brokerage services

This area is implemented mainly through the subsidiary **BCC Invest JSC** that is a key element of the Group.

- **Asset management**
- **Brokerage services**
- **Consulting and placement**

Corporate and SME segment

This area includes servicing of companies, from large corporations to small and medium-sized businesses.

- **Business lending**
- **Trade finance**
- **Settlement and cash services (SCS)**












Insurance

Provision of insurance services through subsidiaries **Insurance Company Sinoasia B&R JSC** (general insurance) and **BCC Life JSC** (life insurance), offering a full range of compulsory and voluntary insurance products for retail and corporate clients.

Bank CenterCredit JSC

banking activities

Subsidiaries

 INSURANCE	 IC Sinoasia B&R JSC General insurance activities	92,45%
	 LIC BCC Life JSC Life insurance	100%
 INVESTMENTS	 BCC Invest JSC Broker-dealer activities	100%
 LEASING	 BCC Leasing LLP Financial leasing and property management	100%
 IT	 BCC-HUB LLP IT services	100%
 SERVICES	 BCC Project LLP Distressed asset management	100%

Financial results of Bank CenterCredit JSC

Financial indicators					
Indicator, bln KZT	01.01.23	01.01.24	01.01.25	01.10.25	Δ, %
Authorized capital	63.7	64.5	64.1	59.9	-6.6
Equity	273.9	419.4	637.9	789.7	+23.8
Total assets	4,324.0	5,291.0	7,067.9	7,891.6	+11.7
Loans to clients	2,009.1	2,928.8	3,860.5	4,401.7	+14.0
Total liabilities	4,050.1	4,871.7	6,430.0	7,101.9	+10.4
Client funds	3,273.1	4,022.0	5,390.6	5,952.9	+10.4
Net profit	145.1	135.2	202.4	217.2	+7.3
Book value of common share, tenge	1,397.00	2,175.00	3,315.00	4,349.00	+31.2
Basic earnings (loss) per common share, tenge	791.34	730.46	1,085.13	1,207.97	+11.3

The bank demonstrates high profitability rates. The Bank's net profit increased by 50.6% compared to the same period in 2024. Moreover, for the period from 2022 to 2024, the Bank's net profit increased by 39.5%. The ROE for 9 months of 2025 was 20.58%, and the ROA was 2.06%. The net profit margin increased to 43.03%. For the period from 2022 to 2024, ROA decreased from 3.36% to 2.86%, ROE from 53.00% to 31.73%, and net profit margin from 61.67% to 35.76%.

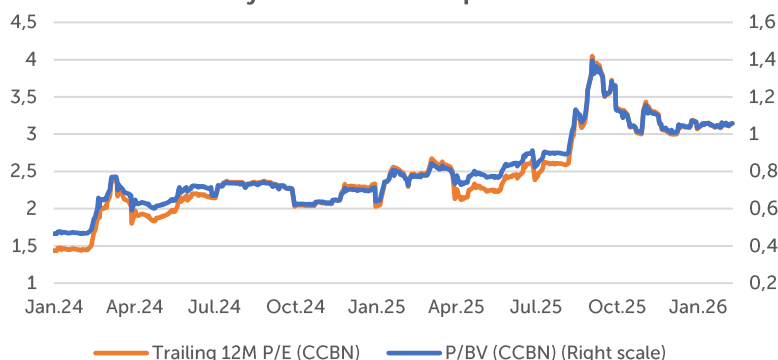
Since the beginning of the year, the Bank's assets have grown by 11.7%, and by 30.0% over a year, liabilities by 10.4% since the beginning of the year and by 29.2% compared to the same period last year. Moreover, over the period from 2022 to 2024, the Bank's assets increased by 63.5%, and loans to clients by 92.2%. During the specified period, the Bank's total liabilities increased by 58.8%, including client funds in the form of term deposits and funds in client current accounts – by 64.7%.

Against the backdrop of the Bank's growing financial performance, the book value of common share has increased by 31.2% since the beginning of the year and by 46.1% compared to the same period in 2024. Basic earnings per common share increased by 11.3% since the beginning of the year.

In 2025, the P/E ratio continued to rise, reaching a peak in Q3 2025, and the P/BV ratio surpassed 1x. The dynamics of these indicators reflect the growing interest of investors in the securities against the backdrop of the Bank's growing financial results.

Ratio, %	01.01.23	01.01.24	01.01.25	01.10.25	Δ
ROE, %	53.00	32.25	31.73	20.58	-11.2
ROA, %	3.36	2.56	2.86	2.06	-0.8
Net profit margin, %	61.97	33.58	35.76	43.03	+7.3
P/E, (x)	0.81	1.34	2.02	3.37	+1.4
P/BV, (x)	0.43	0.43	0.64	1.13	+0.5
P/S, (x)	0.30	0.27	0.43	0.79	+0.4

Dynamics of multipliers



Capital adequacy ratio

Capital adequacy ratio					
Indicator	31.12.24	31.03.25	30.06.25	30.09.25	31.12.25
Bank CenterCredit JSC					
k1-1	16.6%	17.7%	17.6%	17.5%	17.6%
k1-2	16.6%	17.7%	17.6%	17.5%	17.6%
k2	17.8%	18.9%	18.4%	17.5%	17.6%

The minimum regulatory capital adequacy requirements are 9.5% for k1, 10.5% for k1-2 and 12% for k2, including a capital conservation buffer of 3% and a systemic buffer of 1% for each indicator.

After 9 months of 2025, the banks' core capital adequacy ratio (k1) was 17.5%, and the equity capital ratio (k2) was 17.5%, which significantly exceeds the standards and ensures coverage of potential risks for banks.

Loan portfolio quality		
Indicator	01.01.25	01.10.25
Share of problem loans (overdue for more than 90 days)	1.7%	1.9%

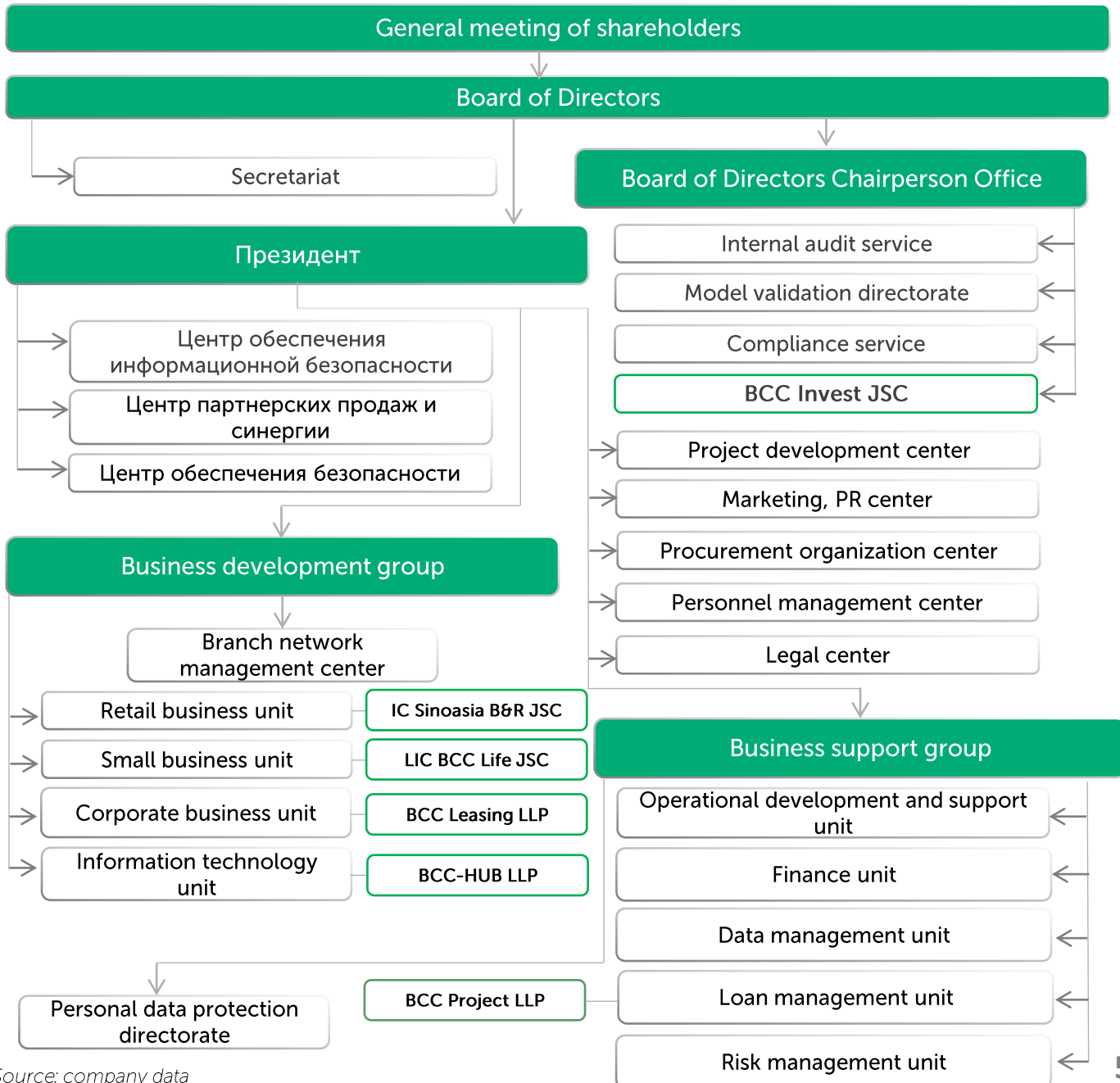
Since the beginning of the year, the share of non-performing loans (NPL) in the loan portfolio has increased from 1.7% to 1.9%. The volume of stage 3 loans (credit-impaired loans) after 9 months of 2025 amounted to 166.9 bln tenge, while its share in the loan portfolio being 3.7%.

Corporate governance

Corporate governance at Bank CenterCredit JSC is implemented according to the Corporate Governance Code approved by the meeting of shareholders (minutes of the Annual General Meeting of Shareholders of the bank dated May 12, 2023).

Corporate governance at Bank CenterCredit JSC is based on the following principles:

1. Respect for rights and interests of shareholders and Bank personnel
2. Transparency and trust
3. Regulatory framework
4. Ensuring objective assessment
5. Effective risk management



Securities of Bank CenterCredit JSC

Majority shareholders

B.R. Baiseitov	40.11%
V.S. Li	9.23%

Bank CenterCredit JSC is a public company whose shares are traded on the Kazakhstan Stock Exchange and the Astana International Exchange.

The Bank's common shares were included into the KASE's official list in 1999, into the AIX's official list in 2020.

The Bank's preferred shares were included into the KASE's official list in 2018.

Company information	Common shares	Preferred shares
Number of authorized shares (<i>mln units</i>)	1,211.1	39.2
Number of issued shares (<i>mln units</i>)	188.0	39.2
Number of repurchased shares (<i>mln units</i>)	11.9	39.0
Free float	48.24%	93.14%
Market capitalization (bln tenge)	829.2	2.2
Trade code	CCBN	CCBNp
ISIN	KZ0007786572	KZ000A0H0930

As of January 1, 2026, the KASE's official lists includes eight issues of Bank CenterCredit JSC's corporate bonds with total issue volume of 445.05 bln tenge, of which 5 issues are placed for 135.45 bln tenge.

ISIN	Issue volume, bln tenge	Placed, bln tenge	Placed, mln USD	Coupon rate, %	Circulation start date	Maturity date
KZ2C00006062	15.00	4.50	8.96	10.75	25.10.19	25.10.26
KZ2C00004158	10.00	10.00	19.90	12.00	05.02.18	05.02.28
KZ2C00007714	20.00	5.30	10.55	11.50	09.11.21	09.11.28
KZ2C00015865	0.05	15.65	31.13		10.12.25	10.12.26
KZ2C00012664	100.00	100.00	198.98	8.00	13.11.24	13.11.34
KZ2C00015626	100.00					
KZ2C00016202	100.00					
KZ2C00016210	100.00					



Award for the most active issuing bank in Kazakhstan at the 33rd EBRD Annual Meeting and Business Forum



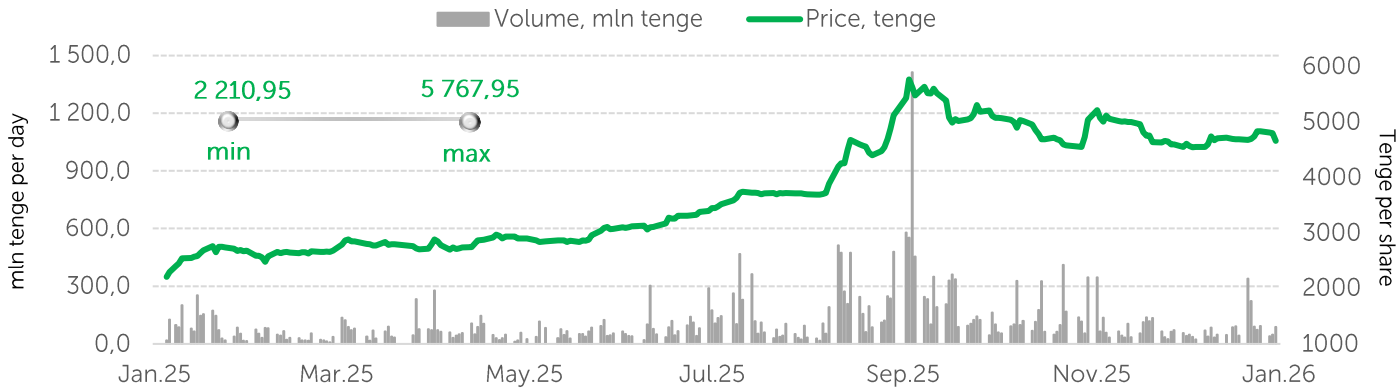
The Bank CEO Ruslan Vladimirov named the best CEO by the Kazakhstan Growth Forum 2024



The Bank is a winner in 9 nominations according to VISA

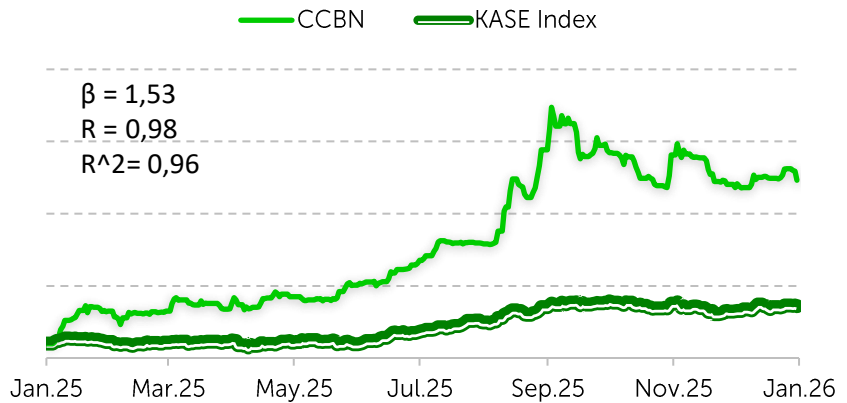
Dynamics of trading in CCBN common shares on KASE

Price and trading volume dynamics in 2025

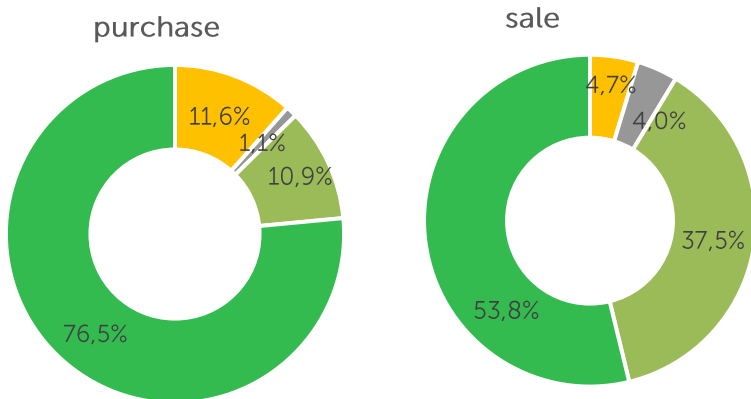


CCBN common shares more than doubled during 2025, outperforming the KASE Index (+26.1%). The β indicator for the 12-month period of 2025 was 1.53. At that, CCBN common shares demonstrate a strong positive correlation with the KASE Index.

Dynamics of the KASE Index and the CCBN price over the past 12 months



Structure of investors in 2025



In 2025, the majority of investors purchasing common shares were individuals – 76.5%. The brokers account for 11.6%, other institutional investors account for 1.1%, and other legal entities account for 10.9%.

■ brokers ■ institutional investors ■ other legal entities ■ individuals

Dividend payments of Bank CenterCredit JSC

The rights of shareholders to receive dividends and the procedure for their payment are enshrined in the Bank’s Charter approved by resolution of the Bank’s Board of Directors.

The decision to pay dividends on shares and approval of the dividend amount for a year per one common share is the responsibility of the General Meeting of Shareholders of Bank CenterCredit JSC. In accordance with the charter of Bank CenterCredit JSC and the share issue prospectus, a guaranteed dividend amount is established for preferred shares, which is calculated as the base rate of the National Bank of the Republic of Kazakhstan plus 3.5% per annum with threshold limits from 12 to 14% per annum.

	After 2021	After 2022	After 2023	After 2024	After 2025
Share price	398.00	640.00	977.06	2,186.99	4660.00

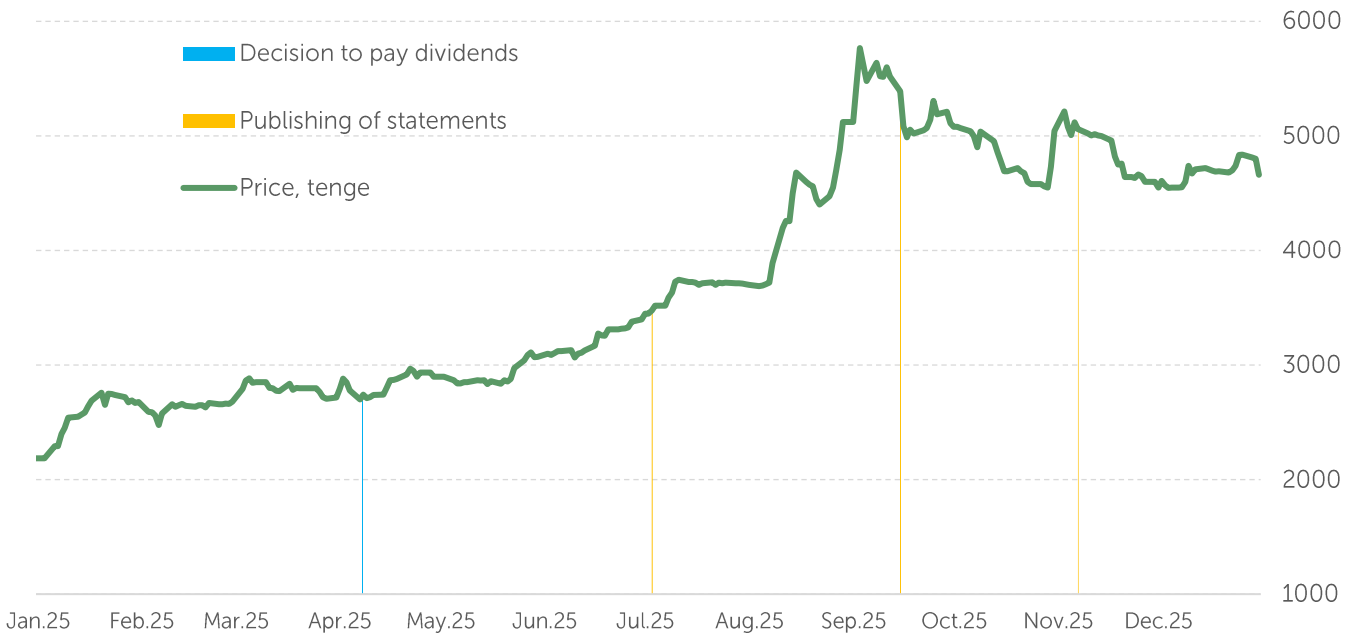
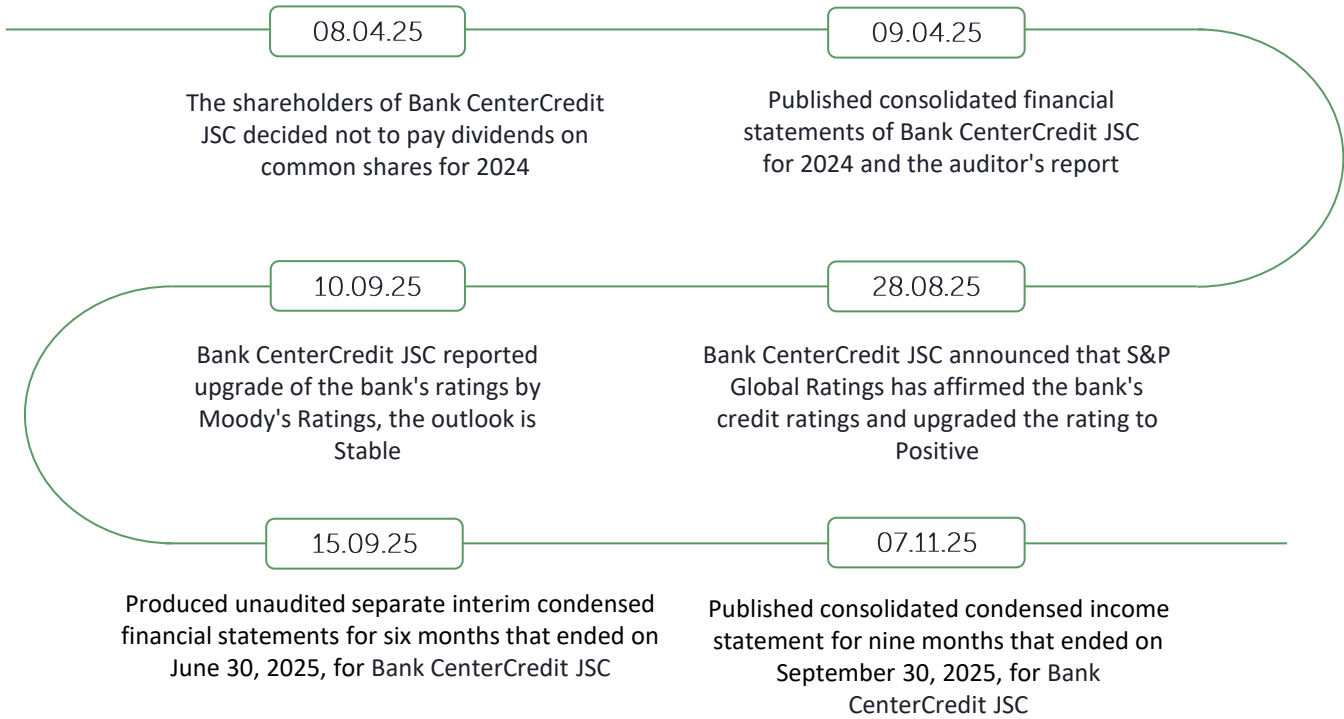
Bank CenterCredit JSC did not pay dividends on common shares.

Yield of common shares of CCBN



Corporate events

Corporate events of Bank CenterCredit JSC in 2025



The information contained in this profile was prepared by specialists of Kazakhstan Stock Exchange JSC (hereinafter, KASE).

This profile is provided for information purposes only and does not constitute investment advice, investment research, a valuation of securities, or a recommendation or opinion as to the merits of any investment decision. The information contained herein does not take into account the investment objectives, financial situation or particular needs of any specific person.

KASE provides guarantees regarding the completeness and accuracy of the information provided in this profile, as well as its reliability only in relation to information which source is KASE.

The information contained in this profile may be based on data provided by the issuer of the securities, as well as information published on the issuer's official website and other official sources. KASE does not warrant or represent the accuracy, completeness or timeliness of any information obtained from such sources.

Neither KASE nor any of its employees shall be liable for any direct or indirect losses (damages) resulting from use of this profile or the information provided in it.

The information is accurate as at the date of preparation of this profile. KASE undertakes no obligation to update the information contained herein or to correct any inaccuracies which may become apparent after the date of publication.

KASE recommends the investors to independently evaluate the appropriateness of any investments and strategies and encourages investors to use the services of financial advisors.

All rights to the report belong to KASE. Partial or complete reproduction and/or distribution of this analytical material is prohibited without written permission.

© Kazakhstan Stock Exchange JSC

KASE CONTACTS

Information and statistics department

+7 727 237 53 28

+7 727 237 53 23

+7 727 237 53 15

infodep@kase.kz