

# KASE WEEKLY

10 – 14 June,  
2019

## KASE NEWS

- ▲ KASE [held](#) media briefing on the exchange market's performance in May 2019.
- ▲ Amendments to the Methodology for Calculating FX Market Indicators to [come](#) into effect as of July 1, 2019.
- ▲ KASE [adopts](#) development strategy for 2019-2021.
- ▲ KASE has [set](#) limits and rates of concentration on shares traded according to T+2 scheme and discount rates for repo market for the period from June 15 to July 14, 2019.
- ▲ Announcement: KASE will [hold](#) meeting of IFC representatives with investors and professional participants of Kazakhstan's securities market on June 27, 2019.
- ▲ KASE [added](#) new features and information to its Telegram channel.

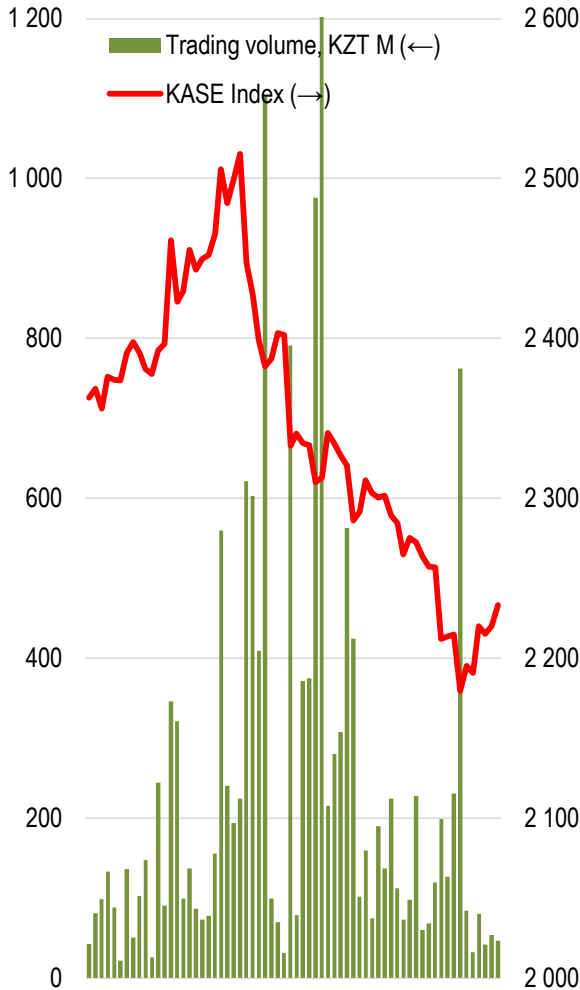
## ISSUER NEWS AND ANNOUNCEMENTS

- ▲ Kazakhstan's Ministry of Finance [raised](#) KZT50.0 bn on KASE selling 15-year bonds at 8.60 % APR on June 10. Period to maturity is 13.9 years.
- ▲ Baspana Mortgage Organization [raised](#) KZT3.0 bn on KASE on June 13 selling bonds (BASPb3) at 9.27 % APR.
- ▲ Baspana Mortgage Organization [raised](#) KZT9.0 bn on KASE on June 14 selling bonds (BASPb3) at weighted average yield of 9.3456 % APR.
- ▲ The administration of the city of Almaty [raised](#) KZT3.0 bn by placing bonds (ALK024\_004) at 0.35% APR on June 13.
- ▲ Halyk Finance [announced](#) payout of US \$1.3 mln dividends on units (HFINhv) of IUUT "Halyk - Valyutniy" for the period from May 1, 2018 to April 30, 2019.
- ▲ Kazakhmys Copper [reported](#) that Kazakhmys Group raised \$225.0 mln of funding on international markets.
- ▲ Shareholders of Tengri Bank, AsiaCredit Bank and Capital Bank Kazakhstan [decided](#) to conduct restructuring by consolidation of AsiaCredit Bank and Capital Bank Kazakhstan with Tengri Bank.
- ▲ Shareholders of Shubarkol Premium [approved](#) annual financial statements and decided not to pay dividends on ordinary shares for 2018.



KASE Index breaks an eight-week decline by closing at 2,233.40 points, up 1.7 % from last week's close. Stocks on the index universe mainly demonstrated positive dynamics.

**KASE Index shares**



14.06.2019

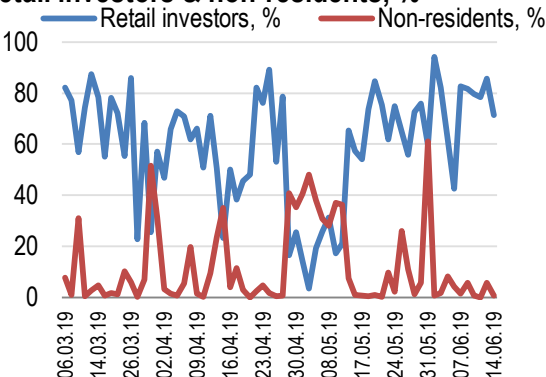
		Trends (%)	
		Δ 7d	Δ 1m
<b>KASE Index</b>	2 233,40	1,7	-2,5
<b>First class of liquidity</b>	<b>Price</b>		
<b>KAZ Minerals</b>	2 920,0	11,2	0,7
Gazprom (Russia)	1 410,0	4,1	46,3
Aeroflot (Russia)	585,0	2,9	8,3
Bank of America	10 857,5	1,2	1,3
Freedom Holding Corp.	3 600,0	1,1	
<b>CenterCredit Bank</b>	237,4	1,0	1,0
NAC Kazatomprom JSC	5 180,0	0,9	0,9
<b>Kazakhtelecom</b>	24 188,0	0,8	-7,0
<b>KEGOC</b>	1 611,5	0,6	-0,8
<b>Kcell</b>	1 960,0	0,1	0,0
<b>Halyk Bank</b>	109,0	0,0	3,6
<b>KazTransOil</b>	1 059,0	-0,3	-12,6
Sberbank (Russia)	1 401,0	-0,7	6,8
Kazakhtelecom (pref.)	12 800,0	-1,5	1,0
NOSTRUM OIL & GAS PLC	315,5	-7,2	-25,1

*Note: Index stocks are highlighted in green*

Ordinary shares of KAZ Minerals that increased 11.2% to KZT2,920.0, the highest level since closing on May 17, 2019, grew most of all. Stock prices of the production company rose sharply amid overall growth of metals producers' stocks. This growth was provoked by speculation about the Chinese government's plans to stimulate the development of infrastructure development projects. These projects are associated with great demand in use of metals. Thus, according to the market participants, these plans of China will increase the demand for metals, including copper.

Shares of other companies in the index universe showed usual fluctuations within the range of one per cent.

**Retail investors & non-residents, %**

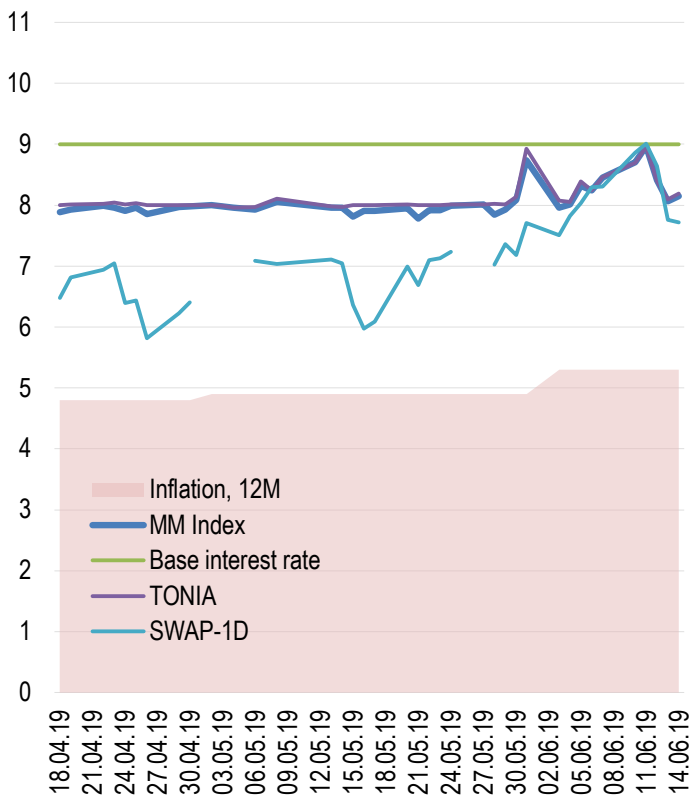




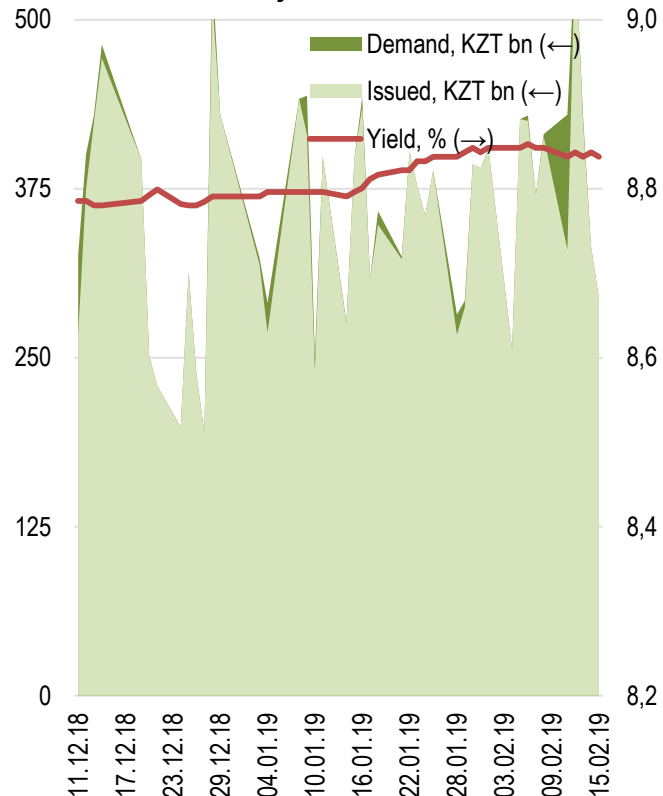
Short-term borrowing rates on the money market have declined over the week. The yield of one-day currency swaps dropped by 58 b.p. to 7.72% APR over the week. The yield of one-day repo transactions with government securities dropped by 27 b.p. to 8.19% APR.

On Monday, June 10, the National Bank of Kazakhstan held an auction of 28-day notes, where the volume of placement reached KZT376.8 bn and the demand exceeded the supply by 74%. The yield of short-term instruments was 8.91% APR.

### Inflation and interest rates

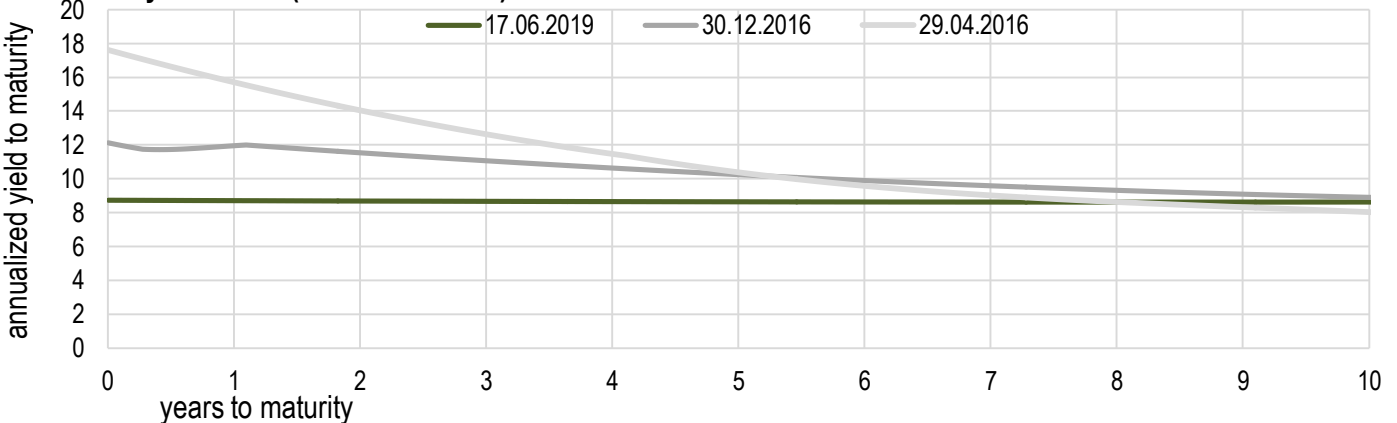


### Issuance of weekly NBK notes



\* From February 18, NBK has stopped the auctions of weekly notes

### Risk-free yield curve (non-indexed GS)





Weighted average dollar rate grew by KZT0.71 to KZT384.05 at the trading volume of US \$1.1 bn.

Seasonal factor traditionally drives the exchange rate of the dollar to tenge up as the demand for foreign currency increases during summer holidays. In addition to the increase in domestic demand for the foreign currency, the pressure on the tenge is also exerted by external factors such as lowering oil prices.

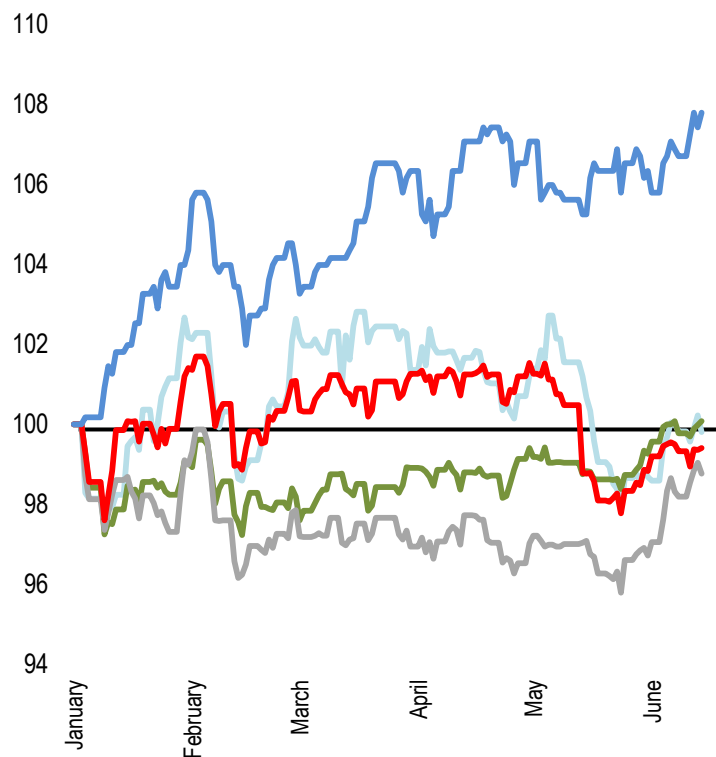
The exchange rate of the ruble rose by KZT0.0637 to KZT5.9632 at the trading volume of RUB54.0 mln.

The yuan exchange rate with settlements T+0 dropped by KZT0.0550 to KZT55.4050.

The price of one euro on KASE rose by KZT2.76 to KZT434.70 per unit of currency.

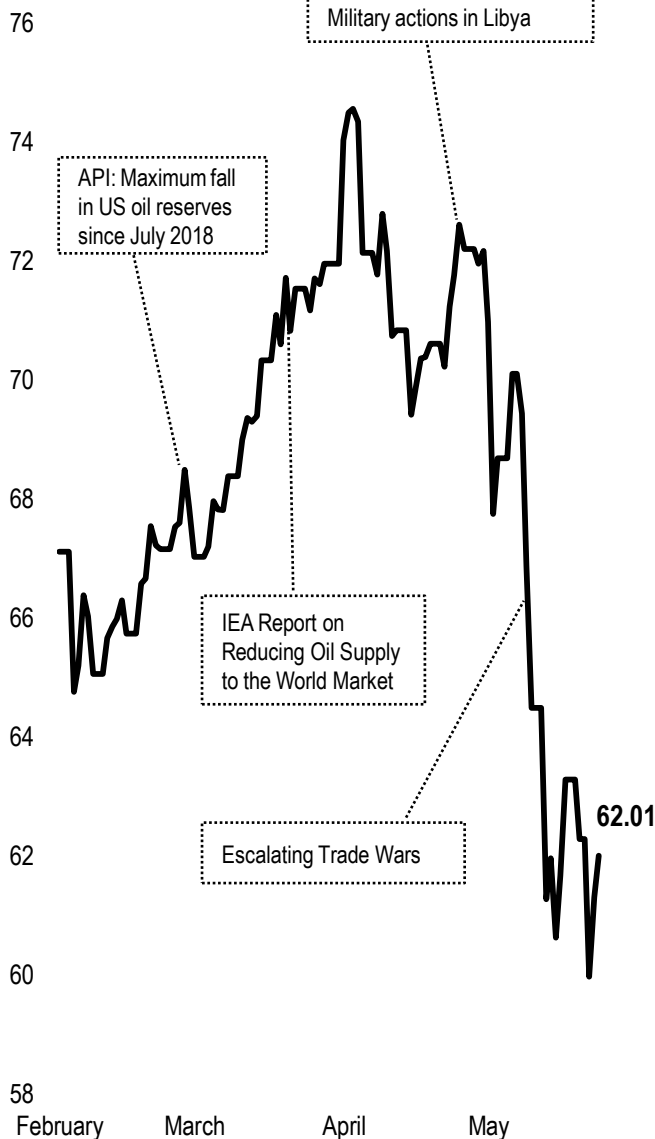
## FX rates

Δ %, base (01.01.19)









	Price	Δ 7d, %	Δ 30d, %	Δ 2019, %
— GBPKZT	487,21	-0,2	-0,9	-0,2
— USDKZT	384,51	-0,0	+1,3	+0,1
— EURKZT	434,00	+0,5	+1,7	-1,2
— CNYKZT	55,55	-0,1	+0,7	-0,6
— RUBKZT	5,95	+0,8	+2,4	+7,8

## Brent oil USD/barrel



Note: The chart and the table are based on the official market rates of the NBK. NBK rates may differ from KASE rates.

## Global indices

Name	Value	Trend %			Futures
		7d	1m	1y	7d
 S&P 500	2 886,98	0,5	1,3	3,8	0,7
Dow Jones	26 089,61	0,4	1,7	3,6	0,5
 RTS	1 341,05	1,1	7,5	17,5	2,3
MICEX	2 285,53	0,0	0,0	0,0	2,3
 Hang Seng	27 118,35	0,6	-4,1	-10,9	0,7
SS CSI 300	3 654,88	2,5	-1,9	-3,1	2,6
 Euro Stoxx 50	3 379,19	0,0	-0,2	-4,2	0,1
FTSEuroFirst	4 122,50	0,1	0,3	-5,8	0,1
 FTSE 100	7 345,78	0,2	0,7	-5,4	0,3
 KASE	2 233,40	1,7	-2,5	-7,4	

## Commodities market

14.06.2019

Name	Price	Trend %	
		7d	1m
Oil	62,01	-2,0	-13,6
	52,51	-2,7	-15,3
Natural gas	2,39	2,1	-8,2
Copper	262,95	0,1	-4,5
Iron	853,00	6,3	16,1
Gold	1 341,70	0,1	3,5
Silver	14,80	-1,5	0,3
Wheat	538,50	6,7	20,0

## Economic calendar

		Currency	Forecast	Previous
17.06	ECB President Draghi Speaks	EUR		
18.06	CPI (YoY) (May)	EUR	1.2%	1.2%
18.06	Building Permits (May)	USD	1.290M	1.290M
19.06	FOMC Economic Projections	USD		
19.06	Interest Rate Decision	USD	2.50%	2.50%
20.06	Unemployment Rate (May)	RUB	4.6%	4.7%
21.06	Existing Home Sales (May)	USD	5.25M	5.19M

Note: the calendar contains the most significant economic events of the current week according to KASE analysts opinion

B – billions  
M – millions  
K – thousands

## Kazakhstan statistics

	Value	As of	Beginning 2018
Annual inflation	5,3 %	01.06.19	7,1 %
Gross international reserves of NBK, USD bn	28 032	01.06.19	30 745
Reserve money, KZT bn	6 617,5	01.06.19	5 538,7
Money supply, KZT bn	19 354,0	01.05.19	19 456,0

## Kazakhstan credit ratings

	Rating	Date	Previous
	BBB- stable	08.03.19	BBB- stable
	Baa3 stable	26.07.17	Baa3 stable
	BBB stable	25.03.19	BBB stable

# CONTACT INFORMATION



**Address:** Republic of Kazakhstan, 050040, Almaty, Baizakov St., 280, Business Center "Almaty Towers"

**Tel.:** 8 (727) 237 53 00



**Corporate website**



**Contact us**



**Corporate Events Calendar of KASE listed Companies**

The information contained therein was gathered by the employees of Kazakhstan Stock Exchange JSC (KASE). KASE does not guarantee the completeness and accuracy of the information contained in this report, as well as its reliability. Neither KASE, nor any of the employees are liable for any direct or indirect loss (damage) arising from the use of this report or information / analysis presented therein. KASE does not assume any responsibility to update this report on a regular basis or notify of all changes that have occurred.

KASE draws investors' attention to the following factors:

1. return on investment in financial instruments depends on a variety of market and non-market factors. In particular, the actual income of an investor may change depending on the fluctuations in interest rates, changes in taxation, FX movements, changes in quotations of securities, market indexes, changes in production and financial performance of companies, and other factors;
2. previous results do not necessarily affect the future results with the future estimations based on the assumptions that may not materialize. The value of any investment or income may go down and up, as a result the investors might not receive the entire invested amount back. For the investments in non-universally recognized markets, the investors may experience various difficulties, including selling them or obtaining the reliable information about their value or the risks involved;
3. report does not take into account the individual financial characteristics and aims of those receiving it.

KASE recommends that the investors independently evaluate the feasibility of certain investments and strategies and encourages the investors to use the services of financial consultants.

KASE reserves all rights for the report. This analytical material can be copied and/or distributed in full or in part upon written permission of KASE