

# KASE WEEKLY

18 – 22 June,  
2018

## KASE NEWS

- ▲ On June 21, 2018 KASE [presented KASE Startup platform](#) at the Astana Hub international technopark of IT-startups

## ISSUER NEWS AND ANNOUNCEMENTS

- ▲ The Ministry of Finance [raised](#) KZT22.8bn by offering 14-year bonds at 8.45% APR.
- ▲ PAVLODARENERGO [raised](#) KZT400.4 mln by offering 10-year-old bonds with yield to maturity of 12.50% APR.
- ▲ Kazakhtelecom [provided](#) minutes of the annual general meeting of its shareholders dated May 30, 2018
- ▲ Auditor's report on the consolidated financial statements of the Samruk-Kazyna National Welfare Fund for the year 2017 has been [published](#)
- ▲ National Company KazMunayGaz [reported](#) on the forthcoming partial redemption of 8.0 million of its bonds (KMGZb2).
- ▲ The administration of Kyzylorda region [raised](#) KZT1.1 bn by placing two-year bonds at 0.35% APR.
- ▲ RG Brands says that Moody's Investors Service has [affirmed](#) company's corporate rating at 'B2', outlook 'Stable'.
- ▲ The administration of Aktobe region [raised](#) KZT87.9 mln by offering two-year bonds KZMJKY020558 (ABK024\_055) at 0.35% APR.
- ▲ The administration of Zhambyl region [raised](#) KZT1.8 bn by offering two-year bonds KZMJKY020467 (DZK024\_046) at 0.35% APR.



KASE Index closes fifth consecutive week with a decline. Last time such trend was observed in April 2016. The blue-chip index declined 0.75% and reached 2,382.12 points over the week. Four of seven share titles included in the Index closed in the red.

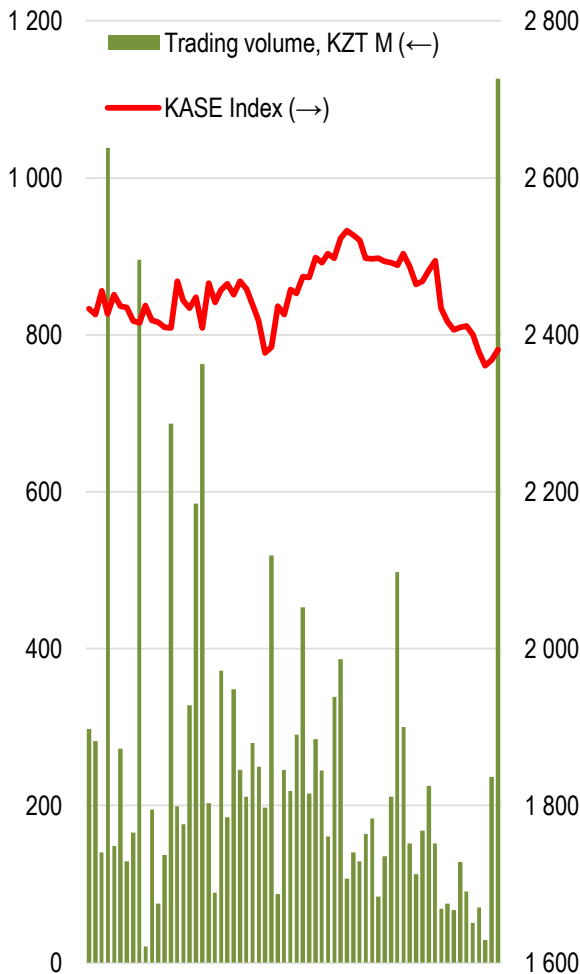
22.06.2018

Trends (%)

KASE Index	2 382,1	-0,7	-4,6
First class of liquidity	Price, KZT	Δ 7d	Δ 1m
QAZKOM	110,0	15,8	4,8
Kazakhtelecom (pref.)	14 000,0	3,0	15,7
Bank of America	10 050,0	1,5	0,5
<b>Kazakhtelecom</b>	33 301,0	0,9	6,2
Aeroflot (Russia)	782,7	0,8	1,5
<b>CenterCredit Bank</b>	290,0	0,4	-1,4
<b>Halyk Bank</b>	102,4	0,2	-2,7
Bank of Astana	860,4	0,0	-1,2
Aktobe Metalware Plant	10 581,2	-0,2	-3,8
<b>KEGOC</b>	1 412,0	-0,2	-1,1
BAST	53 170,0	-1,4	0,3
<b>Kcell</b>	1 520,0	-1,9	-6,7
Sberbank (Russia)	1 133,9	-2,2	-8,0
<b>KazTransOil</b>	1 345,0	-3,8	-15,8
Gazprom (Russia)	744,8	-3,9	-5,7
Bank VTB (Russia)	0,2	-4,0	-11,1
<b>KAZ Minerals</b>	4 301,0	-4,9	-5,5
KazMunayGas EP (pref.)	8 299,0	-5,7	-12,8

Note: Index stocks are highlighted in green

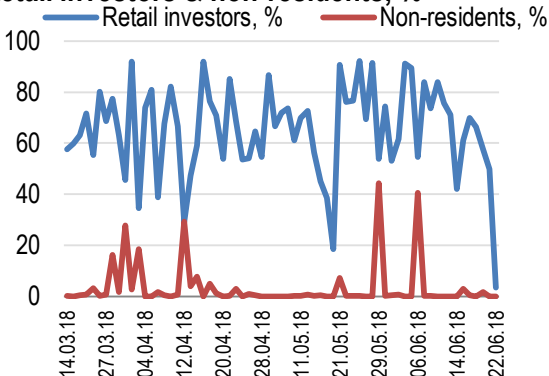
KASE Index shares



Once again, stocks of Kaz Minerals PLC have shown the most decline this week amid falling copper prices that dropped 3.63% to KZT4,145.00. Copper prices dropped 3.4% or US \$231.5 over the week to the minimum level since April 2018 i.e. US \$6,676.7 per tonne.

Equity instruments of Kazakhtelecom increased 1.80% to KZT33,900.00. There was an increased activities with the telecom company's stocks observed on Thursday. It was most likely due to the publication of the minutes of the General Meeting of Shareholders held on 30 May. The company will use 71.2% of the net profit to pay dividends for 2017. The dividend will be KZT1,595 per one common share.

Retail investors & non-residents, %

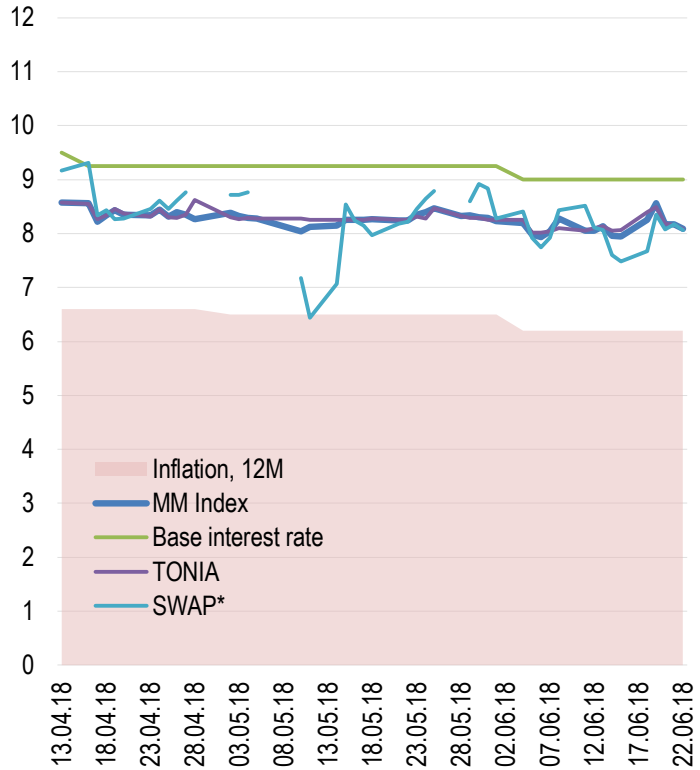




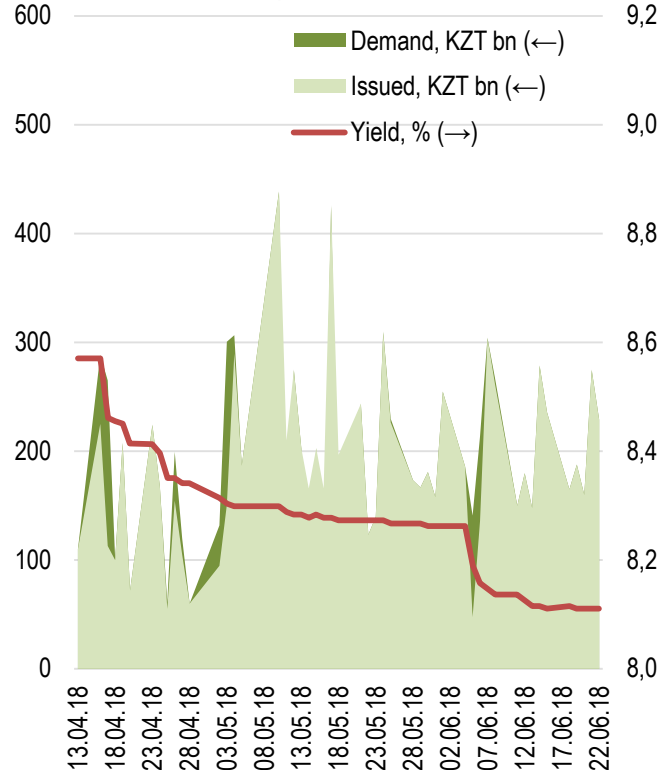
The yield on one-day currency swaps increased 124 p.p. to 7.92%. The yield on one-day repo transactions with government securities increased 3 b.p. and remained at 8.09% APR.

The open position on the National Bank notes was KZT4.2 trillion this week. The National Bank has placed six issues of notes with the total trading volume of KZT1,3 trillion over-the-counter over the week. The yield on five issues of 7-day notes with the total offering volume of KZT1,015.5 bn was within the range from 8.11%APR to 8.12% APR. The demand for 7-day notes was fully met. The yield on the 28-day instruments reached 8.26% APR at the offering volume of KZT254.0 bn. The demand for the one-month notes exceeded the supply by 5%.

### Inflation and interest rates

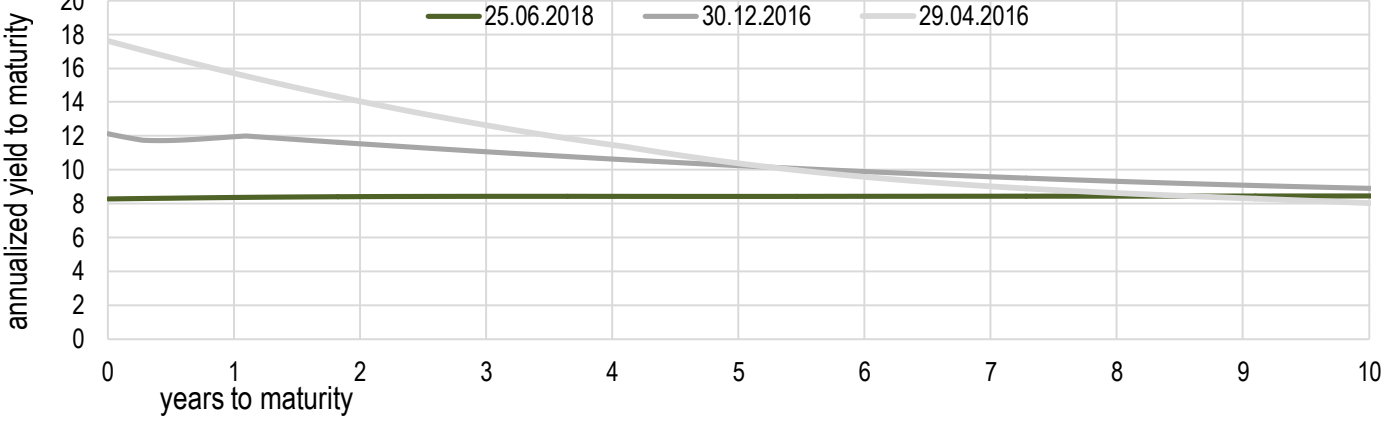


### Issuance of weekly NBK notes



\* Weighted average yield on all currency swap transactions with the US dollar.

### Risk-free yield curve (non-indexed GS)



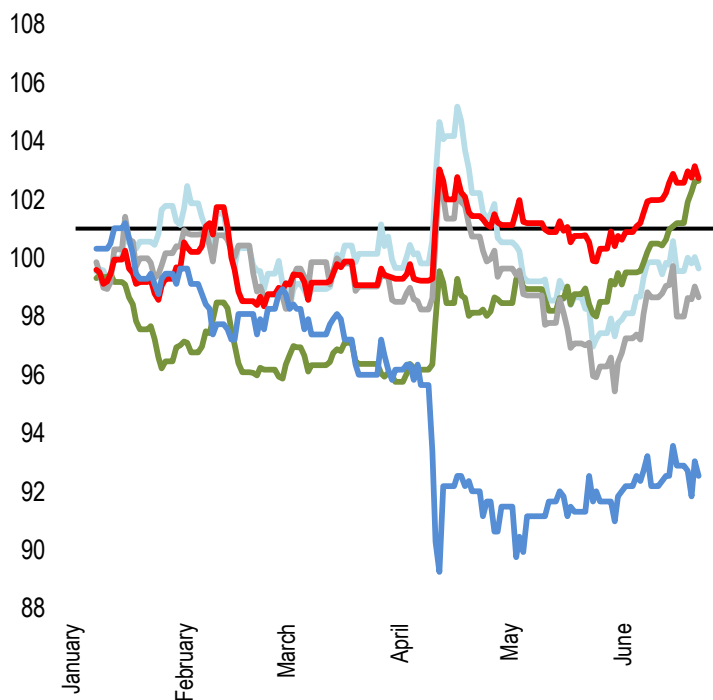


The weighted average dollar exchange rate grew 1.2% or KZT3.88 to KZT340.27 over the week. Trading volume rose 68% to USD977.35 mln compared to the last week. The exchange rate of USD/KZT currency pair continued to increase the fourth consecutive week. The maximum trading volume out of these four weeks was recorded this week. External factors exerted downward pressure on tenge whole week, in particular, declining oil prices amid expectations that the oil production would be increased at the OPEC+ meeting.

The turning point was on Friday when tenge has strengthened for the first time since June 11th. Again, it was indirectly facilitated by external factors, namely considerable strengthening of the Russian ruble against the US dollar as well as rising oil prices. The exchange rate of the Russian currency fell KZT0.0085 to KZT5.3700 over the week. Total trading volume reached RUB250.0 mln over the current week.

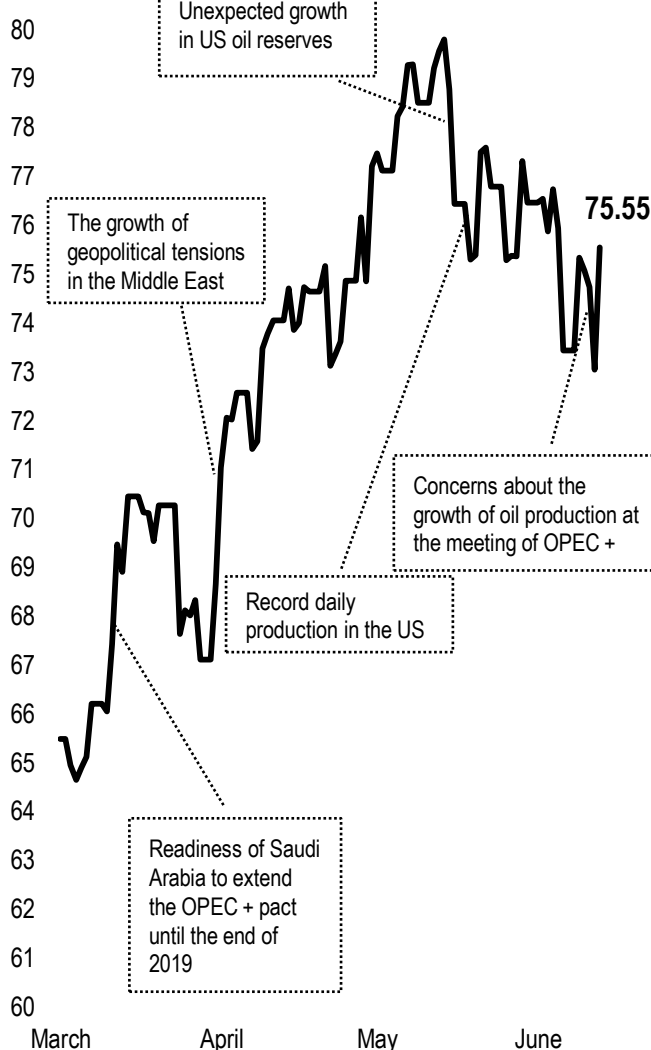
The euro has won back its positions lost during the last Friday decline that was influenced by lowering of the ECB projections on the economic growth in the euro area in 2018. The exchange rate of euro rose 2.2% or KZT8.4 to KZT397.30 over the week. The exchange rate of yuan rose KZT0.0095 and fixed at KZT52.4036 at the trading volume of CNY 4.1 mln.

**FX rates**  
Δ %, base (01.01.18)



	Price	Δ 7d, %	Δ 30d, %	Δ 2017, %
— GBPKZT	447,12	-0,9	+1,4	-0,3
— USDKZT	341,18	+1,5	+4,3	+2,7
— EURKZT	392,97	-1,1	+1,6	-1,3
— CNYKZT	52,57	-0,1	+2,2	+2,8
— RUBKZT	5,34	-1,1	0	-7,5

**Brent oil**  
USD/barrel



Note: The chart and the table are based on the official market rates of the NBK. NBK rates may differ from KASE rates.



## Global indices

Name	Value	Trend %			Futures
		7d	1m	1y	7d
S&P 500	2 754,88	-0,9	0,8	13,2	-0,9
Dow Jones	24 580,89	-2,0	-1,2	14,9	-2,0
RTS	1 125,41	0,7	-4,2	15,0	-1,1
MICEX	2 285,53	0,0	0,0	22,9	-1,1
Hang Seng	29 338,70	-3,2	-4,3	14,3	-3,1
SS CSI 300	3 608,91	-3,9	-6,4	0,5	-4,1
Euro Stoxx 50	3 441,60	-1,8	-2,8	-3,2	-2,2
FTSEuroFirst	4 246,00	-1,7	-2,0	-0,6	-0,8
FTSE 100	7 682,27	0,6	-1,4	3,3	0,5
KASE	2 382,12	-0,7	-4,6	53,1	

## Commodities market

22.06.2018

Name	Price	Trend %	
		7d	1m
Oil	75,55	2,9	-5,3
	68,58	5,4	-4,5
Natural gas	2,95	-2,5	1,1
Copper	302,70	-3,7	-1,1
Iron	422,50	-2,0	-18,4
Gold	1 270,56	-0,7	-1,8
Silver	16,46	-0,1	0,7
Wheat	491,25	-1,7	-7,5

## Economic calendar

## Currency

## Forecast

## Previous

June 25	New housing sales (May)	USD	667K	667K
June 26	Consumer confidence index (June)	USD	128.0	128.0
June 27	Speech by Mark Carney, Bank of England Governor	GBP		
June 27	Crude oil reserves	USD		-5,914M
June 28	EU leaders summit	EUR		
June 29	GDP (Q/Q) (Q1)	GBP	0.1%	0.1%
June 29	Consumer price index (CPI) (YOY) (June)	EUR	2.0%	1.9%

Note: the calendar contains the most significant economic events of the current week according to KASE analysts opinion

B – billions  
M – millions  
K – thousands

## Kazakhstan statistics

## Value

## As of

## Beginning 2018

Annual inflation	6,2 %	01.06.18	7,1 %
Gross international reserves of NBK, USD bn	31 172	01.06.18	30 745
Reserve money, KZT bn	4 787,6	01.06.18	5 538,7
Money supply, KZT bn	18 940,9	01.05.18	19 456,0

## Kazakhstan credit ratings

## Rating

## Date

## Previous

S&amp;P Global

BBB- stable

12.03.18

BBB- stable

MOODY'S

Baa3 stable

26.07.17

Baa3 negative

FitchRatings

BBB stable

17.04.18

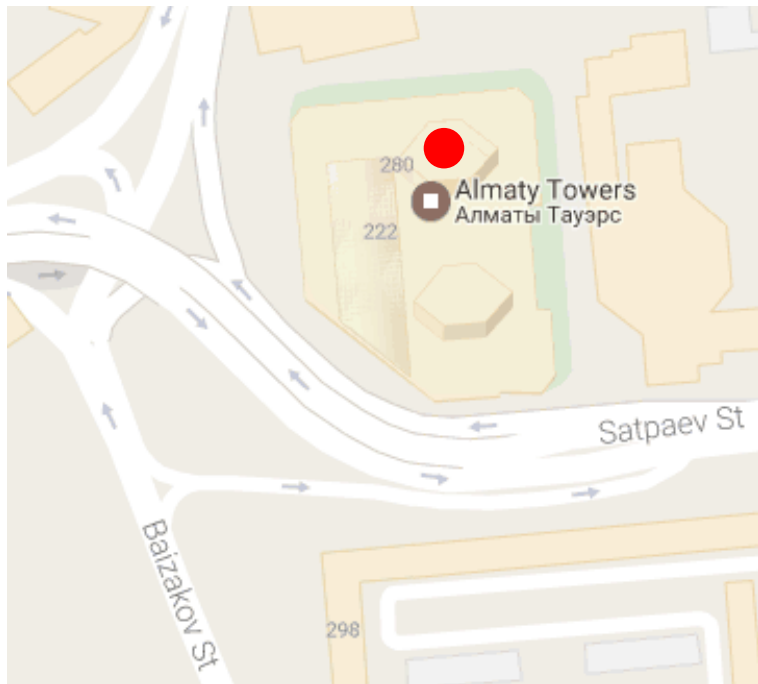
BBB stable

# CONTACT INFORMATION



**Address:** Republic of Kazakhstan, 050040, Almaty, Baizakov St., 280, Business Center "Almaty Towers"

**Tel.:** 8 (727) 237 53 00



**Corporate website**



**Contact us**



**Corporate Events Calendar of KASE listed Companies**

The information contained therein was gathered by the employees of Kazakhstan Stock Exchange JSC (KASE). KASE does not guarantee the completeness and accuracy of the information contained in this report, as well as its reliability. Neither KASE, nor any of the employees are liable for any direct or indirect loss (damage) arising from the use of this report or information / analysis presented therein. KASE does not assume any responsibility to update this report on a regular basis or notify of all changes that have occurred.

KASE draws investors' attention to the following factors:

1. return on investment in financial instruments depends on a variety of market and non-market factors. In particular, the actual income of an investor may change depending on the fluctuations in interest rates, changes in taxation, FX movements, changes in quotations of securities, market indexes, changes in production and financial performance of companies, and other factors;
2. previous results do not necessarily affect the future results with the future estimations based on the assumptions that may not materialize. The value of any investment or income may go down and up, as a result the investors might not receive the entire invested amount back. For the investments in non-universally recognized markets, the investors may experience various difficulties, including selling them or obtaining the reliable information about their value or the risks involved;
3. report does not take into account the individual financial characteristics and aims of those receiving it.

KASE recommends that the investors independently evaluate the feasibility of certain investments and strategies and encourages the investors to use the services of financial consultants.

KASE reserves all rights for the report. This analytical material can be copied and/or distributed in full or in part upon written permission of KASE