

Zhaikmunai LLP

Financial Statements

*Year ended December 31, 2008
with Independent Auditors' Report*

CONTENTS

	Page
Independent Auditors' Report	
Financial Statements	
Balance Sheet -----	1
Income Statement -----	2
Statement of Cash Flows -----	3
Statement of Changes in Equity -----	4
Notes to the Financial Statements -----	5-27

INDEPENDENT AUDITORS' REPORT

To the participants of Zhaikmunai LLP:

We have audited the accompanying financial statements of Zhaikmunai LLP (the "Partnership"), which comprise the balance sheet as at 31 December 2008, and the income statement, statement of changes in equity and statement of cash flows for the year then ended, and a summary of significant accounting policies and other explanatory notes.

Management's Responsibility for the Financial Statements

Management is responsible for the preparation and fair presentation of these financial statements in accordance with International Financial Reporting Standards. This responsibility includes: designing, implementing and maintaining internal control relevant to the preparation and fair presentation of financial statements that are free from material misstatement, whether due to fraud or error; selecting and applying appropriate accounting policies; and making accounting estimates that are reasonable in the circumstances.

Auditors' Responsibility

Our responsibility is to express an opinion on these financial statements based on our audit. We conducted our audit in accordance with International Standards on Auditing. Those standards require that we comply with ethical requirements and plan and perform the audit to obtain reasonable assurance whether the financial statements are free from material misstatement.

An audit involves performing procedures to obtain audit evidence about the amounts and disclosures in the financial statements. The procedures selected depend on the auditors' judgment, including the assessment of the risks of material misstatement of the financial statements, whether due to fraud or error. In making those risk assessments, the auditor considers internal control relevant to the entity's preparation and fair presentation of the financial statements in order to design audit procedures that are appropriate in the circumstances, but not for the purpose of expressing an opinion on the effectiveness of the entity's internal control. An audit also includes evaluating the appropriateness of accounting policies used and the reasonableness of accounting estimates made by management, as well as evaluating the overall presentation of the financial statements.

We believe that the audit evidence we have obtained is sufficient and appropriate to provide a basis for our audit opinion.

Opinion

In our opinion, the financial statements present fairly, in all material respects, the financial position of the Partnership as at 31 December 2008, and its financial performance and its cash flows for the year then ended in accordance with International Financial Reporting Standards.

Emphasis of Matter

Without qualifying our opinion, we draw your attention to Note 2 in the financial statements, which describes that the Partnership breached loan covenants as of 31 December 2008 and management's plans to restructure the Partnership's debt. Because of the breach in covenants the loan is classified in current liabilities, which exceed current assets by US\$ 361,233 thousand as of 31 December 2008. The Company's dependence on refinancing its debt indicates the existence of a material uncertainty, which may cast a significant doubt about the Partnership's ability to continue as a going concern.

Ernst & Young LLP



Paul Cohn
Audit Partner



Evgeny Zhemaletdinov
Auditor / General Director
Ernst & Young LLP



State Audit License for audit activities on the territory of the Republic of Kazakhstan: series МФЮ-2 No. 0000003 issued by the Ministry of Finance of the Republic of Kazakhstan on 15 July 2005

30 April 2009



Auditor Qualification Certificate
No. 0000553 dated 24 December 2003

BALANCE SHEET
As of December 31, 2008

In thousands of US Dollar


	Note	2008	2007
ASSETS			
Non-Current Assets			
Property, plant and equipment	4	515,546	289,533
Hedging contract at fair value	5	62,923	—
Advances for equipment and construction works		75,385	70,475
		653,854	360,008
Current Assets			
Restricted cash	8	21,078	—
Inventories		3,591	2,496
Trade receivables	6	1,075	9,530
Income tax prepayment		5,386	—
Prepayments and other current assets	7	26,154	14,935
Cash and cash equivalents	8	11,433	7,317
		68,717	34,278
TOTAL ASSETS		722,571	394,286
EQUITY AND LIABILITIES			
Partnership capital and Reserves			
Partnership capital	9	4	4
Additional paid-in capital		20,437	3,631
Retained earnings and reserves		131,245	64,631
		151,686	68,266
Non-Current Liabilities			
Long term borrowings	10	74,254	203,982
Abandonment and site restoration liabilities	11	3,411	1,299
Due to Government of Kazakhstan	12	6,330	6,317
Deferred tax liability	19	56,940	26,191
		140,935	237,789
Current Liabilities			
Trade payables	13	60,028	35,740
Current portion of long term borrowings	10	362,985	45,521
Current portion of Due to Government of Kazakhstan	12	1,031	2,062
Other current liabilities	14	5,906	4,908
		429,950	88,231
TOTAL EQUITY AND LIABILITIES		722,571	394,286

The accounting policies and explanatory notes on pages 5 through 27 are an integral part of these financial statements


General Director of Zhaikmunai LLP


Vyacheslav Druzhinin

Chief Financial Officer of Zhaikmunai LLP


Darmen Jakishev

Chief Accountant of Zhaikmunai LLP


Olga Shoshinova

INCOME STATEMENT**For the year ended December 31, 2008***In thousands of US Dollar*

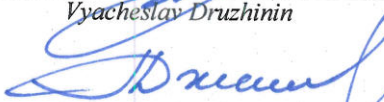
	Note	2008	2007
Sales of crude oil		135,912	108,490
Cost of sales	15	(44,610)	(37,401)
Gross Profit		91,302	71,089
General and administrative expenses	17	(13,211)	(10,153)
Selling and oil transportation expenses	16	(24,212)	(6,793)
Gain on hedging contract	5	64,780	—
Finance costs	18	(14,465)	(6,841)
Foreign exchange (loss) / gain		(1,849)	6,151
Profit before income tax		102,345	53,453
Income tax expense	19	(35,188)	(15,650)
NET INCOME		67,157	37,803

The accounting policies and explanatory notes on pages 5 through 27 are an integral part of these financial statements.


General Director of Zhaikmunai LLP


 Vyacheslav Druzhinin

Chief Financial Officer of Zhaikmunai LLP


 Darmen Jakishev

Chief Accountant of Zhaikmunai LLP


 Olga Shoshinova

STATEMENT OF CASH FLOWS**For the year ended December 31, 2008***In thousands of US Dollar*

	Note	2008	2007
Cash flow from operating activities:			
Profit before income tax		102,345	53,453
Adjustments for:			
Depreciation and amortization		8,045	6,126
Borrowing expenses	18	13,362	6,454
Interest income	18	(150)	
Unrealized gain on hedging contract	5	(63,184)	-
Unwinding of discount on due to Government of Kazakhstan	18	992	964
Revision of contractual obligation to Government of Kazakhstan	12	-	(679)
Unrealized foreign exchange loss / (gain), net		2,226	(6,560)
Unwinding of discount on abandonment and site restoration liability	18	261	102
Write-off of property, plant and equipment	4	442	685
Operating profit before working capital changes		64,339	60,545
Changes in working capital:			
(Increase) / decrease in inventories		(791)	739
Decrease / (increase) in trade receivables		8,452	(3,602)
Increase in prepayments and other current assets		(10,296)	(8,658)
Increase in trade payables		1,827	3,002
Payment of obligation to Government of Kazakhstan	12	(2,062)	-
Increase in other current liabilities		1,021	2,589
Cash generated from operations		62,490	54,615
Income tax paid		(9,617)	(6,399)
Net cash flows from operating activities		52,873	48,216
Cash flow from investing activities:			
Purchases of property, plant and equipment		(195,800)	(173,105)
Interest income received		150	-
Net cash used in investing activities		(195,650)	(173,105)
Cash flow from financing activities:			
Repayment of borrowings		(246,416)	(3,966)
Interest paid		(35,624)	(18,312)
Proceeds from borrowings		473,083	151,444
Fees paid on arrangement of BNPP facility		(22,943)	-
Net cash provided by financing activities		168,100	129,166
Effects of exchange rate changes on cash and cash equivalents		(129)	234
Net increase in cash and cash equivalents		25,323	4,277
Cash and cash equivalents at the beginning of the year		7,317	2,806
Cash and cash equivalents at the end of the year	8	32,511	7,317

The accounting policies and explanatory notes on pages 5 through 27 are an integral part of these financial statements.

General Director of Zhaikmunai LLP

Vyacheslav Druzhinin

Chief Financial Officer of Zhaikmunai LLP

Darmen Jakishev

Chief Accountant of Zhaikmunai LLP

Olga Shoshinova

STATEMENT OF CHANGES IN EQUITY**For the year ended December 31, 2008***In thousands of US Dollar*

	Partnership capital	Additional paid-in capital	Retained earnings and reserves	Translation reserve	Total
As at December 31, 2006	4	3,631	22,848	1,704	28,187
Translation difference	–	–	–	2,276	2,276
Net income	–	–	37,803	–	37,803
As at December 31, 2007	4	3,631	60,651	3,980	68,266
Translation difference	–	–	–	(543)	(543)
Discounting of loan from Frans Van Der Schoot B.V. (Notes 10, 20)	–	16,806	–	–	16,806
Net income	–	–	67,157	–	67,157
As at December 31, 2008	4	20,437	127,808	3,437	151,686


The accounting policies and explanatory notes on pages 5 through 27 are an integral part of these financial statements.

General Director of Zhaikmunai LLP




Vyacheslav Druzhinin

Chief Financial Officer of Zhaikmunai LLP



Darmen Jakishev

Chief Accountant of Zhaikmunai LLP



Olga Shoshinova

NOTES TO THE FINANCIAL STATEMENTS**For the year ended December 31, 2008**

1. GENERAL

Zhaikmunai, a Limited Liability Partnership (the "Partnership" or "Zhaikmunai"), was established in Kazakhstan in 1997 for the purpose of exploration and development of Chinarevskoye oil and gas condensate field in the Western Kazakhstan Region.

The Partnership carries out its activities in accordance with the Contract for Additional Exploration, Production and Production-Sharing of Crude Hydrocarbons in the Chinarevskoye oil and gas condensate field (the "Contract") dated October 31, 1997 in accordance with the license MG No. 253D (the "License") for the exploration and production of hydrocarbons in Chinarevskoye oil and gas condensate field between the State Committee of Investments of the Republic of Kazakhstan and the Partnership.

The participants of the partnership, their shares and changes in the participants' structure are disclosed in Note 9.

The registered legal address of the Partnership is: 59/2, Prospect Evrazia, Uralsk, the Republic of Kazakhstan.

The Partnership is ultimately indirectly controlled by Frank Monstrey.

These financial statements were authorised for issue by the Partnership's General Director, Chief Financial Officer and Chief Accountant on April 30, 2009.

Licence terms

The term of the license of the Partnership originally included a 5 year exploration period and a 25 year production period. The exploration period was initially extended for additional 4 years and then for further 2 years according to the supplements to the Contract dated January 12, 2004 and June 23, 2005, respectively. In accordance with the supplement dated June 5, 2008, Tournaisian North reservoir entered into production period as at January 1, 2007. Following additional commercial discoveries during 2008, the exploration period under the license, other than for the Tournaisian horizons, was extended for an additional 3 year period with a new expiry on May 26, 2011.

The extensions to the exploration periods have not changed the license term, which will expire in 2031.

Royalty Payments

The Partnership is required to make monthly royalty payments throughout the entire Production Period, at the rates specified in the Contract.

Royalty rates depend on crude oil recovery levels and the phase of production and can vary from 2% to 6% and 2% to 7% of produced petroleum and natural gas, respectively.

Government "profit share"

The Partnership makes payments to the Government of its "profit share" as determined in the Contract. The "profit share" depends on crude oil production levels and varies from 10% to 40% of production after deducting royalties and reimbursable expenditures. Reimbursable expenditures include operating expenses, costs of additional exploration and development costs. Government "profit share" is expensed as incurred.

2. BASIS OF PREPARATION

These financial statements have been prepared in accordance with International Financial Reporting Standards ("IFRS"). The financial statements have been prepared under the historical cost convention except for financial instruments.

The preparation of financial statements in conformity with IFRS requires the use of certain critical accounting estimates. It also requires management to exercise its judgment in the process of applying the Partnership's accounting policies. The areas involving a higher degree of judgment or complexity, or areas where assumptions and estimates are significant to the financial statements are disclosed in Note 3.

NOTES TO THE FINANCIAL STATEMENTS (continued)

For the year ended December 31, 2008

2. BASIS OF PREPARATION (continued)*Going Concern*

These financial statements have been prepared on the basis that the Partnership is a going concern, which assumes continuity of normal business activities and realization of assets and settlement of liabilities in the ordinary course of business.

As at December 31, 2008, with respect to the senior secured facility ('Facility Agreement') (Note 10), the Partnership was in breach of the covenants related to its EBITDA to interest expense and EBITDA to total indebtedness ratios. As at the date of approval of these financial statements, BNP Paribas has not waived their right to demand immediate repayment of the loans under the Facility Agreement, which as at December 31, 2008 amounted to US\$ 382 million. The Partnership would not have sufficient funds to repay the loan in the event the lenders exercise this right, which raises uncertainty as to whether the company can continue as a going concern.

Management believes the going concern basis of preparation to be appropriate as the Partnership is currently in advanced discussions with possible finance providers to secure US\$ 300 million of financing and in connection therewith is also negotiating with BNP Paribas for a restructuring of the existing Facility Agreement such that the Partnership would no longer be in breach of covenants in the Facility Agreement.

Under these scenarios, cashflow forecasts prepared by the Partnership indicate the Partnership will be able to pay its debts as and when they fall due.

Adopted accounting standards and interpretations

The Partnership has adopted the following new and amended IFRS and International Financial Reporting Interpretations Committee ("IFRIC") interpretations during the year. Adoption of these revised standards and interpretations did not have any effect on the financial performance or position of the Partnership.

- IAS 23 Borrowing costs - amendment
- IFRIC 11 / IFRS 2 Partnership and Treasury Share Transactions
- IFRIC 12 Service Concession Arrangements
- IFRIC 14 / IAS 19 The Limit on a Defined Benefit Asset, Minimum Funding Requirements and their Interaction

IAS 23 Amended – Borrowing costs

This standard has been revised to require capitalization of borrowing costs when such costs relate to a qualifying asset. A qualifying asset is an asset that necessarily takes a substantial period of time to get ready for its intended use or sale. This standard was early adopted by the Partnership and has no effect on its financial position or performance.

IFRIC 11 / IFRS 2 – Partnership and Treasury Share Transactions

This interpretation requires arrangements whereby an employee is granted rights to an entity's equity instruments to be accounted for as an equity-settled scheme, even if the entity buys the instruments from another party, or the shareholders provide the equity instruments needed. The amendment of its accounting policy had no impact on the financial position or performance of the Partnership.

IFRIC 12 Service Concession Arrangements

The IFRIC issued IFRIC 12 in November 2006. This interpretation applies to service concession operators and explains how to account for the obligations taken and rights received in service concession arrangements. The Partnership has no such concessions, therefore this interpretation has no impact on the Partnership.

IFRIC 14 / IAS 19 – The Limit on a Defined Benefit Asset, Minimum Funding Requirements and their Interaction

IFRIC Interpretation 14 provides guidance on how to assess the limit on the amount of surplus in a defined benefit scheme that can be recognized as an asset under IAS 19 Employee Benefits. The Partnership does not have defined benefit schemes, therefore the adoption of this interpretation had no impact on the financial position or performance of the Partnership.

NOTES TO THE FINANCIAL STATEMENTS (continued)**For the year ended December 31, 2008**

2. BASIS OF PREPARATION (continued)*New accounting developments*

The following IFRS and IFRIC interpretations are not yet in effect as at December 31, 2008:

- IFRS 1 First-time Adoption of International Financial Reporting Standards - amendment
- IFRS 2 Share-based Payment – Vesting Conditions and Cancellations - amendment
- IFRS 3R Business Combinations
- IFRS 7 Financial Instruments: Disclosures – amendment “Improving Disclosures about Financial Instruments”
- IFRS 8 Operating Segments
- IAS 1 Presentation of Financial Statements – amendment
- IAS 27R Consolidated and Separate Financial Statements
- IAS 32 Financial Instruments: Presentation and IAS 1 Presentation of Financial Statements – Puttable Financial Instruments and Obligations Arising on Liquidation – amendments
- IAS 39 Financial Instruments: Recognition and Measurement – Eligible Hedged Items - amendment
- IFRIC 13 Customer Loyalty Programs
- IFRIC 15 Agreements for the Construction of Real Estate
- IFRIC 16 Hedges of a Net Investment in a Foreign Operation
- IFRIC 17 Distributions of Non-Cash Assets to Owners
- IFRIC 18 Transfer of Assets from Customers

Amendments to IFRS 1 First-time Adoption of International Financial Reporting Standards and IAS 27 Consolidated and Separate Financial Statements

The amendments to IFRS 1 allows an entity to determine the ‘cost’ of investments in subsidiaries, jointly controlled entities or associates in its opening IFRS financial statements in accordance with IAS 27 or using a deemed cost. The amendment to IAS 27 requires all dividends from a subsidiary, jointly controlled entity or associate to be recognised in the income statement in the separate financial statement. Both revisions will be effective for financial years beginning on or after 1 January 2009. The revision to IAS 27 will have to be applied prospectively. The new requirements affect only the parent’s separate financial statement and do not have an impact on the separate financial statements of the Partnership.

IFRS 2 Share-based Payment – Vesting Conditions and Cancellations

Amendments to IFRS 2 – Vesting Conditions and Cancellations was issued in January 2008 and become effective for annual period on or after 1 January 2009. The amendment clarifies that vesting conditions are service conditions and performance conditions only. It also specifies that all cancellations, whether by the entity or by other parties, should receive the same accounting treatment. These amendments will have no impact on the financial position or performance of the Partnership as the Partnership has not made any share based payments during 2008.

NOTES TO THE FINANCIAL STATEMENTS (continued)**For the year ended December 31, 2008**

2. BASIS OF PREPARATION (continued)**Basis of preparation (continued)***New accounting developments (continued)***IFRS 3R Business Combinations and IAS 27R Consolidated and Separate Financial Statements**

The revised standards were issued in January 2008 and become effective for financial years beginning on or after 1 July 2009. IFRS 3R introduces a number of changes in the accounting for business combinations occurring after this date that will impact the amount of goodwill recognised, the reported results in the period that an acquisition occurs, and future reported results. IAS 27R requires that a change in the ownership interest of a subsidiary (without loss of control) is accounted for as an equity transaction. Therefore, such transactions will no longer give rise to goodwill, nor will it give rise to a gain or loss. Furthermore, the amended standard changes the accounting for losses incurred by the subsidiary as well as the loss of control of a subsidiary. Other consequential amendments were made to IAS 7 Statement of Cash Flows, IAS 12 Income Taxes, IAS 21 The Effects of Changes in Foreign Exchange Rates, IAS 28 Investment in Associates and IAS 31 Interests in Joint Ventures. The changes by IFRS 3R and IAS 27R will affect future acquisitions or loss of control and transactions with minority interests. This standard will have no impact on the financial position or performance of the Partnership, as the Partnership is a separate reporting entity.

IFRS 8 Operating Segments

IFRS 8 was issued in November 2006 and becomes effective for financial years beginning on or after 1 January 2009. This standard requires disclosure of information about operating segments and replaced the requirement to determine primary (business) and secondary (geographical) reporting segments of the Partnership. This standard will have no impact on the financial position or performance of the Partnership, as the Partnership has a single reportable segment.

IAS 1 Revised Presentation of Financial Statements

The revised Standard was issued in September 2007 and becomes effective for financial years beginning on or after 1 January 2009. The Standard separates owner and non-owner changes in equity. The statement of changes in equity will include only details of transactions with owners, with non-owner changes in equity presented as a single line. In addition, the Standard introduces the statement of comprehensive income: it presents all items of recognised income and expense, either in one single statement, or in two linked statements. The Partnership is still evaluating whether it will have one or two statements.

IAS 32 Financial Instruments: Presentation and IAS 1 Presentation of Financial Statements – Puttable Financial Instruments and Obligations Arising on Liquidation

These amendments to IAS 32 and IAS 1 were issued in February 2008 and become effective for financial years beginning on or after 1 January 2009. The revisions provide a limited scope exception for puttable instruments to be classified as equity if they fulfil a number of specified features. The amendments to the standards will have no impact on the financial position or performance of the Partnership, as the Partnership has not issued such instruments.

IAS 39 Financial Instruments: Recognition and Measurement – Eligible Hedged Items

These amendments to IAS 39 were issued in August 2008 and become effective for financial years beginning on or after 1 July 2009. The amendment addresses the designation of a one-sided risk in a hedged item, and the designation of inflation as a hedged risk or portion in particular situations. It clarifies that an entity is permitted to designate a portion of the fair value changes or cash flow variability of a financial instrument as hedged item. The Partnership has concluded that the amendment will have no impact on the financial position or performance of the Partnership.

NOTES TO THE FINANCIAL STATEMENTS (continued)**For the year ended December 31, 2008**

2. BASIS OF PREPARATION (continued)*New accounting developments (continued)***IFRS 7 Financial Instruments: Disclosures— amendment “Improving Disclosures about Financial Instruments”**

Amendments to IFRS 7 “Improving Disclosures about Financial Instruments” were issued in March 2009 and become effective for periods beginning on or after 1 January 2009 with early application permitted. These amendments improve disclosures of financial instruments and will have no impact on the financial position or performance of the Partnership but will result in more detailed disclosures regarding measurement of the fair value of financial instruments.

IFRIC 15 Agreement for the Construction of Real Estate

IFRIC 15 was issued in July 2008 and becomes effective for financial years beginning on or after 1 January 2009. The interpretation is to be applied retrospectively. It clarifies when and how revenue and related expenses from the sale of a real estate unit should be recognised if an agreement between a developer and a buyer is reached before the construction of the real estate is completed. Furthermore, the interpretation provides guidance on how to determine whether an agreement is within the scope of IAS 11 or IAS 18. IFRIC 15 will not have an impact on the financial statement because the Partnership does not conduct such activity.

IFRIC 16 Hedges of a Net Investment in a Foreign Operation

IFRIC 16 was issued in July 2008 and becomes effective for financial years beginning on or after 1 October 2008. The interpretation is to be applied prospectively. IFRIC 16 provides guidance on the accounting for a hedge of a net investment. As such it provides guidance on identifying the foreign currency risks that qualify for hedge accounting in the hedge of a net investment, where within the group the hedging instruments can be held in the hedge of a net investment and how an entity should determine the amount of foreign currency gain or loss, relating to both the net investment and the hedging instrument, to be recycled on disposal of the net investment. IFRIC 16 will not have an impact on the financial statement because the Partnership does not conduct such activity.

IFRIC 17 Distributions of Non-cash Assets to Owners

IFRIC 17 was issued in November 2008 and becomes effective for financial years beginning on or after 1 July 2009 with early application permitted. This interpretation should be applied prospectively. IFRIC 17 provides guidance on accounting for distributions of non-cash assets to owners. As such it provides guidance on when to recognise a liability, how to measure it and the associated assets, and when to derecognise the asset and liability and the consequences of doing so. IFRIC 17 will have no impact on the financial position or performance of the Partnership, as the Partnership does not distribute non-cash assets to its owners.

IFRIC 18 Transfers of Assets from Customers

IFRIC 18 was issued in January 2009 and becomes effective for financial years beginning on or after 1 July 2009 with early application permitted, provided valuations were obtained at the date those transfers occurred. This interpretation should be applied prospectively. IFRIC 18 provides guidance on accounting for agreements in which an entity receives from a customer an item of property, plant and equipment that the entity must then use either to connect the customer to a network or to provide the customer with ongoing access to a supply of goods or services or to do both. The interpretation clarifies the circumstances, in which the definition of an asset is met, the recognition of the asset and its measurement on initial recognition, the identification of the separately identifiable services, the recognition of revenue and the accounting for transfers of cash from customers. IFRIC 18 will have no impact on the financial position or performance of the Partnership, as the Partnership does not receive assets from customers

The management anticipates that the adoption of these Standards and Interpretations in future periods will have no material impact on the financial statements of the Partnership.

In May 2008 the Board issued its first omnibus of amendments to its standards, primarily with a view to removing inconsistencies and clarifying wording. There are separate transitional provisions for each standard. The Partnership adopted those amendments and improvements to IFRSs which are applicable to its operating activities in 2008.

NOTES TO THE FINANCIAL STATEMENTS (continued)**For the year ended December 31, 2008**

3. SUMMARY OF SIGNIFICANT ACCOUNTING POLICIES**Estimation and Assumptions**

The key assumptions concerning the future, and other key sources of estimation uncertainty at the balance sheet date, that have a significant risk of causing a material change to the carrying amounts of assets and liabilities within the next financial year are discussed below:

Oil and gas reserves

Oil and gas reserves are a material factor in the Partnership's computation of depreciation, depletion and amortization (the "DD&A"). The Partnership estimates its reserves of oil and gas in accordance with the methodology of the Society of Petroleum Engineers (the "SPE"). In estimating its reserves under SPE methodology, the Partnership uses long-term planning prices which are also used by management to make investment decisions about development of a field. Using planning prices for estimating proved reserves removes the impact of the volatility inherent in using year end spot prices. Management believes that long-term planning price assumptions are more consistent with the long-term nature of the upstream business and provide the most appropriate basis for estimating oil and gas reserves. All reserve estimates involve some degree of uncertainty. The uncertainty depends mainly on the amount of reliable geological and engineering data available at the time of the estimate and the interpretation of this data.

The relative degree of uncertainty can be conveyed by placing reserves into one of two principal classifications, either proved or unproved. Proved reserves are more certain to be recovered than unproved reserves and may be further sub-classified as developed and undeveloped to denote progressively increasing uncertainty in their recoverability. Estimates are reviewed and revised annually. Revisions occur due to the evaluation or re-evaluation of already available geological, reservoir or production data; availability of new data; or changes to underlying price assumptions. Reserve estimates may also be revised due to improved recovery projects, changes in production capacity or changes in development strategy. Proved developed reserves are used to calculate the unit of production rates for DD&A.

Impairment

The Partnership assesses at each reporting date whether there is any indication that an asset may be impaired. If any such indication exists, the Partnership makes an estimate of the asset's recoverable amount. An asset's recoverable amount is the higher of an asset's or cash-generating unit's fair value less costs to sell and its value in use and is determined for an individual asset, unless the asset does not generate cash inflows that are largely independent of those from other assets or group of assets. Where the carrying amount of an asset exceeds its recoverable amount, the asset is considered impaired and is written down to its recoverable amount. In assessing value in use, the estimated future cash flows are discounted to their present value using a pre-tax discount rate that reflects current market assessment of the time value of money and the risks specific to the assets. The time value of money is determined based on weighted average cost of capital of the Partnership. There were no impairment losses recognized by the Partnership during the years ended December 31, 2008 and 2007.

Abandonment and site restoration costs

Abandonment and site restoration costs will be incurred by the Partnership at the end of the operating life of certain of the Partnership's facilities and properties. The ultimate abandonment and site restoration costs are uncertain and cost estimates can vary in response to many factors including changes to relevant legal requirements, the emergence of new restoration techniques or experience at other production sites. The expected timing and amount of expenditure can also change, for example in response to changes in reserves or changes in laws and regulations or their interpretation. As a result, there could be significant adjustments to the provisions established which would affect future financial results.

NOTES TO THE FINANCIAL STATEMENTS (continued)For the year ended December 31, 2008

3. SUMMARY OF SIGNIFICANT ACCOUNTING POLICIES (continued)**Foreign Currency Translation**

The functional currency of Zhaikmunai LLP, is the Kazakhstani Tenge (“Tenge” or “KZT”). Transactions in foreign currencies are initially recorded at the functional currency rate ruling at the date of transaction. Monetary assets and liabilities denominated in foreign currencies are retranslated at the functional currency rate of exchange ruling at the balance sheet date. All differences are taken to profit or loss. Non monetary items that are measured in terms of historical cost in a foreign currency are translated using the exchange rates as at the dates of the initial transactions. Non monetary items measured at fair value in a foreign currency are translated using the exchange rates at the date when the fair value was determined.

The financial statements are presented in US Dollar (US\$), which is the presentation currency of the Partnership. As at the reporting date, the assets and liabilities are translated into the presentation currency of the Partnership at the rate of exchange ruling at the balance sheet date and the income statements are translated at the weighted average exchange rates for the year. The exchange differences arising on the translation are taken directly to equity.

Property, Plant and Equipment*Oil and Gas Properties*

Geological and geophysical exploration costs are charged against income as incurred. Costs directly associated with an exploration well are capitalized within property, plant and equipment (construction work-in-progress) until the drilling of the well is complete and the results have been evaluated. These costs include employee remuneration and materials and fuel used, rig costs and payments made to contractors. If hydrocarbons are not found, the exploration expenditure is written off as a dry hole. If hydrocarbons are found and, subject to further appraisal activity, which may include the drilling of further wells (exploration or exploratory-type stratigraphic test wells), are likely to be capable of commercial development, the costs continue to be carried as an asset. All such carried costs are subject to technical, commercial and management review at least once a year to confirm the continued intent to develop or otherwise extract value from the discovery. When this is no longer the case, the costs are written off.

All capitalized costs of oil and gas properties are amortized using the unit-of-production method based on estimated proved developed reserves of the field, except in the case of assets that have a useful life shorter than the lifetime of the field, in which case the straight line method is applied.

Oil and Gas Reserves

Proved oil and gas reserves are estimated quantities of commercially viable hydrocarbons which existing geological, geophysical and engineering data show to be recoverable in future years from known reservoirs.

The Partnership uses the reserve estimates provided by an independent appraiser to assess the oil and gas reserves of its oil and gas fields. These reserve quantities are used for calculating the unit of production depreciation rate as it reflects the expected pattern of consumption of future economic benefits by the entity.

Impairment of non-financial assets

The Partnership assesses assets or groups of assets for impairment whenever events or changes in circumstances indicate that the carrying value of an asset may not be recoverable. Individual assets are grouped for impairment assessment purposes at the lowest level at which there are identifiable cash flows that are largely independent of the cash flows of other groups of assets. If any such indication of impairment exists or when annual impairment testing for an asset group is required, the Partnership makes an estimate of its recoverable amount. An asset group’s recoverable amount is the higher of its fair value less costs to sell and its value in use. Where the carrying amount of an asset group exceeds its recoverable amount, the asset group is considered impaired and is written down to its recoverable amount. In assessing value in use, the estimated future cash flows are adjusted for the risks specific to the asset group and are discounted to their present value using a pre-tax discount rate that reflects current market assessments of the time value of money.

NOTES TO THE FINANCIAL STATEMENTS (continued)

For the year ended December 31, 2008

3. SUMMARY OF SIGNIFICANT ACCOUNTING POLICIES (continued)**Impairment of non-financial assets (continued)**

An assessment is made at each reporting date as to whether there is any indication that previously recognized impairment losses may no longer exist or may have decreased. If such indication exists, the recoverable amount is estimated. A previously recognized impairment loss is reversed only if there has been a change in the estimates used to determine the asset's recoverable amount since the last impairment loss was recognized. If that is the case, the carrying amount of the asset is increased to its recoverable amount. That increased amount cannot exceed the carrying amount that would have been determined, net of depreciation, had no impairment loss been recognized for the asset in prior years. Such reversal is recognized in the income statement.

After such a reversal, the depreciation charge is adjusted in future periods to allocate the asset's revised carrying amount, less any residual value, on a systematic basis over its remaining useful life.

Other Properties

All other property, plant and equipment are stated at historical cost less depreciation. Historical cost includes expenditures that are directly attributable to the acquisition of the items. Subsequent costs are included in the asset's carrying amount or recognized as a separate asset, as appropriate, only when it is probable that future economic benefits associated with the item will flow to the Partnership and the cost of the item can be measured reliably. All other repairs and maintenance are charged to the income statement during the year in which they are incurred.

Depreciation is calculated on a straight-line basis over the estimated useful lives of the assets as follows:

	Years
Buildings	7-15
Vehicles	8
Machinery and Equipment	3-13
Other	3-10

Borrowing Costs

The Partnership capitalizes borrowing costs on qualifying assets. Assets qualifying for borrowing costs capitalization include all assets under construction that are not being depreciated, depleted, or amortized, provided that work is in progress at that time. Qualifying assets mostly include wells and other oilfield infrastructure under construction. Capitalized borrowing costs are calculated by applying the capitalization rate to the expenditures on qualifying assets. The capitalization rate is the weighted average of the borrowing costs applicable to the Partnership borrowings that are outstanding during the period.

Inventories

Inventories are stated at the lower of cost or net realizable value ("NRV"). Cost of oil is determined on the weighted-average method and other inventories are also valued using the weighted average cost method. Net realizable value is the estimated selling price in the ordinary course of business, less selling expenses.

Accounts Receivable

Accounts receivable are recognized and carried at original invoice amount less an allowance for any uncollectible amounts. An estimate for uncollectible amounts is made when collection of the full amount is no longer probable. These estimates are reviewed periodically, and as adjustments become necessary, they are reported as expense (credit) in the period in which they become known. Bad debts are written off when identified.

NOTES TO THE FINANCIAL STATEMENTS (continued)For the year ended December 31, 2008

3. SUMMARY OF SIGNIFICANT ACCOUNTING POLICIES (continued)**Borrowings**

Borrowings are recognized initially at fair value, net of transaction costs incurred. Borrowings are subsequently stated at amortized cost using the effective interest rate method. Any difference between the proceeds (net of transaction costs) and the redemption value is recognized in the financial statements over the period of the borrowings using the effective interest method.

Gains and losses are recognized in the income statement when the liabilities are derecognized or impaired, as well as through amortization of the borrowings using the effective interest method.

Provisions

Provisions are recognized when the Partnership has a present obligation (legal or constructive) as a result of a past event, it is probable that an outflow of resources embodying economic benefits will be required to settle the obligation and a reliable estimate of the amount of the obligation can be made.

Abandonment and site restoration (decommissioning)

Provision for decommissioning is recognized in full, on a discounted cash flow basis, when the Partnership has an obligation to dismantle and remove a facility or an item of plant and to restore the site on which it is located, and when a reasonable estimate of that provision can be made. The amount of the obligation is the present value of the estimated expenditures expected to be required to settle the obligation adjusted for expected inflation and discounted using average long-term interest rates for emerging market debt adjusted for risks specific to the Kazakhstan market. The unwinding of the discount related to the obligation is recorded in finance costs. A corresponding tangible fixed asset of an amount equivalent to the provision is also created. This asset is subsequently depreciated as part of the capital costs of the oil and gas properties on a unit-of-production basis.

Changes in the measurement of an existing decommissioning liability that result from changes in the estimated timing or amount of the outflow of resources embodying economic benefits required to settle the obligation, or changes to the discount rate:

- (a) are added to, or deducted from, the cost of the related asset in the current period. If deducted from the cost of the asset the amount deducted shall not exceed its carrying amount. If a decrease in the provision exceeds the carrying amount of the asset, the excess is recognized immediately in the income statement; and
- (b) if the adjustment results in an addition to the cost of an asset, the Partnership considers whether this is an indication that the new carrying amount of the asset may not be fully recoverable. If it is such an indication, the Partnership tests the asset for impairment by estimating its recoverable amount, and accounts for any impairment loss in accordance with IAS 36.

Financial assets

Financial assets within the scope of IAS 39 are classified as financial assets at fair value through profit or loss, loans and receivables, held-to-maturity investments, or available-for-sale financial assets, as appropriate. When financial assets are recognized initially, they are measured at fair value, plus, in the case of investments not at fair value through profit or loss, directly attributable transaction costs.

The Partnership determines the classification of its financial assets on initial recognition and, where allowed and appropriate, re-evaluates this designation at each financial year end.

All regular way purchases and sales of financial assets are recognized on the trade date, which is the date that the Partnership commits to purchase the asset. Regular way purchases or sales are purchases or sales of financial assets that require delivery of assets within the period generally established by regulation or convention in the marketplace.

NOTES TO THE FINANCIAL STATEMENTS (continued)For the year ended December 31, 2008

3. SUMMARY OF SIGNIFICANT ACCOUNTING POLICIES (continued)**Financial assets (continued)***Financial assets at fair value through profit or loss*

Financial assets at fair value through profit or loss includes financial assets held for trading and financial assets designated upon initial recognition as at fair value through profit or loss.

Financial assets are classified as held for trading if they are acquired for the purpose of selling in the near term. Derivatives, including separated embedded derivatives are also classified as held for trading unless they are designated as effective hedging instruments or a financial guarantee contract. Gains or losses on investments held for trading are recognized in profit or loss.

The Partnership assesses whether embedded derivatives are required to be separated from host contracts when the Partnership first becomes party to the contract. Reassessment only occurs if there is a change in the terms of the contract that significantly modifies the cash flows that would otherwise be required.

Cash and cash equivalents

Cash and short-term deposits in the balance sheet comprise cash at banks and at hand and short-term deposits with an original maturity of three months or less.

Financial liabilities*Interest bearing loans and borrowings*

All loans and borrowings are initially recognized at fair value less directly attributable transaction costs, and have not been designated as "at fair value through profit or loss".

After initial recognition, interest bearing loans and borrowings are subsequently measured at amortized cost using the effective interest method.

Gains and losses are recognized in profit or loss when the liabilities are derecognized as well as through the amortization process.

Financial liabilities at fair value through profit or loss

Financial liabilities at fair value through profit or loss include financial liabilities held for trading and financial liabilities designated upon initial recognition as at fair value through profit or loss.

Financial liabilities are classified as held for trading if they are acquired for the purpose of selling in the near term. Derivatives, including separated embedded derivatives are also classified as held for trading unless they are designated as effective hedging instruments. Gains or losses on liabilities held for trading are recognized in profit or loss.

Derivative financial instruments and hedging

The Partnership uses a hedging contract for oil export sales to cover part of its risks associated with oil price fluctuations. Such derivative financial instruments are initially recognized at fair value on the date on which a derivative contract is entered into and are subsequently remeasured at fair value. Derivatives are carried as assets when the fair value is positive and as liabilities when the fair value is negative.

Any gains or losses arising from changes in fair value on derivatives during the year that do not qualify for hedge accounting are taken directly to profit or loss.

The fair value of financial instruments contracts is determined by reference to market values for similar instruments.

NOTES TO THE FINANCIAL STATEMENTS (continued)For the year ended December 31, 2008

3. SUMMARY OF SIGNIFICANT ACCOUNTING POLICIES (continued)**Taxation**

Deferred tax assets and liabilities are calculated in respect of temporary differences using the balance sheet method. Deferred income taxes are provided for all temporary differences arising between the tax bases of assets and liabilities and their carrying values for financial reporting purposes, except where the deferred income tax arises from the initial recognition of goodwill or of an asset or liability in a transaction that is not a business combination and, at the time of the transaction, affects neither the accounting profit nor taxable profit or loss.

A deferred tax asset is recorded only to the extent that it is probable that taxable profit will be available against which the deductible temporary differences can be utilized. Deferred tax assets and liabilities are measured at tax rates that are expected to apply to the period when the asset is realized or the liability is settled, based on tax rates that have been enacted or substantively enacted at the balance sheet date.

Deferred income tax is provided on temporary differences arising on investments in subsidiaries and associates, except where the timing of the reversal of the temporary difference can be controlled and it is probable that the temporary difference will not reverse in the foreseeable future.

Trade and Other Payables

Trade and other payables are carried at fair value of the consideration to be paid in the future for goods and services received, whether or not billed to the Partnership.

Revenue Recognition

The Partnership sells crude oil under short-term agreements priced by reference to Platt's index quotations and adjusted for freight, insurance and quality differentials.

Revenue from the sale of crude oil is recognized when delivery has taken place and risks and rewards of ownership of the goods have passed to the customer.

Revenue is recognized when it is probable that the economic benefits associated with the transaction will flow to the Partnership and the amount of revenue can be reliably measured.

Expense Recognition

Expenses are accounted for at the time the actual flow of the related goods or services occur, regardless of when cash or its equivalent is paid, and are reported in the financial statements in the period to which they relate.

Social Tax and Deductions to Pension Fund

The Partnership contributes 21% of the gross income of employees as a Social tax to the Government of the Republic of Kazakhstan. Social tax and related staff costs are expensed as incurred.

The Partnership also withholds and contributes up to 10% from the salary of its employees as the employees' contribution to their designated pension funds. Under the legislation, employees are responsible for their retirement benefits and the Partnership has no present or future obligation to pay its employees upon their retirement.

NOTES TO THE FINANCIAL STATEMENTS (continued)

For the year ended December 31, 2008

4. PROPERTY, PLANT AND EQUIPMENT

The movement of property, plant and equipment for the year ended December 31, 2007 and 2008 was as follows:

<i>In thousand of US Dollar</i>	Oil and gas properties		Total oil and gas properties	Non oil and gas properties				Total non oil gas properties	Total
	Working assets	CIP		Buildings	Machinery & Equipment	Vehicles	Others		
Balance at December 31, 2006, net of accumulated depreciation	55,409	76,243	131,652	1,960	530	904	804	4,198	135,850
Additions	185	148,589	148,774	285	555	230	478	1,548	150,322
Transfers	44,553	(46,250)	(1,697)	278	1,401	–	18	1,697	–
Disposal	–	(679)	(679)	–	–	(2)	(5)	(7)	(686)
Depreciation charge	(5,197)	–	(5,197)	(247)	(351)	(161)	(235)	(994)	(6,191)
Translation difference	3,741	6,221	9,962	111	74	44	47	276	10,238
Balance at December 31, 2007, net of accumulated depreciation	98,691	184,124	282,815	2,387	2,209	1,015	1,107	6,718	289,533
Additions	3,290	230,789	234,079	376	849	734	797	2,756	236,835
Transfers	73,546	(72,645)	901	264	(1,044)	–	(121)	(901)	–
Transferred to inventory	–	(37)	(37)	–	–	–	–	–	(37)
Write off	–	(442)	(442)	–	(14)	–	(3)	(17)	(459)
Depreciation charge	(7,132)	–	(7,132)	(311)	(362)	(203)	(261)	(1,137)	(8,269)
Depreciation on write off	–	–	–	–	14	–	2	16	16
Translation difference	(670)	(1,373)	(2,043)	(9)	(7)	(7)	(7)	(30)	(2,073)
Balance at December 31, 2008, net of accumulated depreciation	167,725	340,416	508,141	2,707	1,645	1,539	1,514	7,405	515,546
At cost at December 31, 2007	146,324	184,124	330,448	2,912	2,974	1,507	1,514	8,907	339,355
Accumulated depreciation	(47,633)	–	(47,633)	(525)	(765)	(492)	(407)	(2,189)	(49,822)
Balance at December 31, 2007, net of accumulated depreciation	98,691	184,124	282,815	2,387	2,209	1,015	1,107	6,718	289,533
At cost at December 31, 2008	222,275	340,416	562,691	3,538	2,754	2,232	2,178	10,702	573,393
Accumulated depreciation	(54,550)	–	(54,550)	(831)	(1,109)	(693)	(664)	(3,297)	(57,847)
Balance at December 31, 2008, net of accumulated depreciation	167,725	340,416	508,141	2,707	1,645	1,539	1,514	7,405	515,546

Category "Oil and Gas properties" represents mainly wells, oil treatment facilities and other related assets.

Category "Non Oil and Gas properties" represents mainly buildings, vehicles, machinery, equipment and other assets.

The Partnership calculates depreciation, depletion and amortization of oil and gas properties using the unit-of-production method. A depletion rate is computed by dividing the unamortized costs of proved oil and gas properties by the total estimated proved developed reserves. This depletion rate is applied to the physical units of oil and gas produced during the relevant period. The unamortized costs of proved oil and gas properties include all capitalized costs net of accumulated amortization.

The depletion rate for oil and gas working assets was 6.18% and 6.76% in 2008 and 2007 respectively. The unamortized costs of proved oil and gas properties include all capitalized costs net of accumulated amortization.

The Partnership engaged independent petroleum engineers to perform a reserves evaluation as at July 1, 2008. Depreciation has been calculated using the unit of production method based on these reserves estimates.

A depreciation charge of US\$ 8,269 thousand has been charged to depreciation and amortization expense for 2008 less US\$ 224 thousand which represent the effect of capitalization of depreciation as part of crude oil inventory (2007: US\$ 6,191 thousand and US\$ 65 thousand, respectively).

NOTES TO THE FINANCIAL STATEMENTS (continued)

For the year ended December 31, 2008

4. PROPERTY, PLANT AND EQUIPMENT (continued)

Additions to property, plant and equipment during the year ended December 31, 2008, included assets, works and services not yet paid for in the amount of US\$ 21,606 thousand (2007: US\$ 19,077 thousand).

The Partnership incurred borrowing costs including amortization of arrangement fee, of US\$ 35,057 thousand and US\$ 19,414 thousand for the years ended December 31, 2008 and 2007, at the average interest rates of 9.7% and 13% per annum, respectively. For the same periods, the Partnership capitalized borrowing costs totalling US\$ 21,695 thousand and US\$ 12,960 thousand, respectively.

5. CASH FLOW HEDGES

Pursuant to the terms of the BNP Paribas facility the Partnership has entered, at nil cost, into a hedging contract covering oil export sales commencing March 2008 through till December 2013.

Year	Quantity Barrels ('bbls') per month
2008	96,769
2009	107,639
2010	99,461
2011	96,956
2012	60,493
2013	48,384

The hedging contract specifies that on payment date, either

- a) if the Floating Amount determined in respect of the preceding Calculation Period is positive, then the Partnership Paribas shall receive such Floating Amount from BNP Paribas; or
- b) if the Floating Amount determined in respect of the preceding Calculation Period is negative, then BNP Paribas shall receive the absolute value of such Floating Amount from the Partnership.

The Floating Amount shall be determined as follows: Floating Amount = % [A-B]*Quantity where, A and B mean the following:

- a) in the Calculation Periods from, and including, March 2008, to, and including, December 2009:
A = Max (0; 70 - Floating Price) ; and

$$B = \text{Max} (0; \text{Floating Price} - 123)$$

- b) in the Calculation Periods from, and including, January 2010, to, and including, December 2013:
A = (70 - Floating Price),

$$B = \text{Min} (0; 79 - \text{Floating Price})$$

The Floating Price is the arithmetic average of the settlement prices per barrel of Brent crude oil for each commodity business day in the calculation period, on the 1PE for the first nearby ICE Brent crude futures contract.

Gains and losses on the hedge contract, which do not qualify for hedge accounting, are taken directly to income statement.

<i>In thousands of US Dollar</i>	2008	2007
Realized hedging gain	1,596	-
Unrealized hedging gain	63,184	-
Gain on hedging contract	64,780	-
Unrealized hedging gain	63,184	-
Translation difference	(261)	-
Hedging contract at fair value	62,923	-

NOTES TO THE FINANCIAL STATEMENTS (continued)**For the year ended December 31, 2008****6. TRADE RECEIVABLES**

As at December 31, trade receivables were denominated in US\$, are less than 30 days, and are not impaired.

7. PREPAYMENTS AND OTHER CURRENT ASSETS

As at December 31, prepayments and other current assets comprised the following:

<i>In thousands of US Dollar</i>	2008	2007
VAT receivable	20,595	11,561
Advances paid	2,835	3,105
Receivable under hedging contract	2,613	–
Other	111	269
	26,154	14,935

Advances paid consist primarily of prepayments made to service providers.

8. CASH AND CASH EQUIVALENTS

<i>In thousands of US Dollar</i>	2008	2007
Current accounts in US Dollar	7,211	5,872
Current accounts in Tenge	4,207	1,334
Deposit in Tenge	11	103
Cash on hand in Tenge	4	8
	11,433	7,317

In addition the Partnership has restricted cash accounts representing the Partnership's pledges under the Facility agreement with BNP Paribas (Note 10) of US\$ 19,078 thousand and a drilling contract of US\$ 2,000 thousand.

9. PARTNERSHIP CAPITAL

The charter capital of the Partnership was contributed in Tenge and amounts to Tenge 600 thousand, equivalent to US\$ 4 thousand as at December 31, 2003. The share of Condensate Holding LLP (incorporated in Kazakhstan) and Claydon Industrial Ltd (incorporated in Kazakhstan) in charter capital of the Partnership constitutes 55% and 45%, respectively, equivalent to US\$ 2.2 thousand and US\$ 1.8 thousand, respectively. In 2008 the ultimate parent company, Zhaikmunai LP through its subsidiary, Frans Van Der Schoot B.V, provided a loan at the interest rate of two times LIBOR. The additional paid-in capital of US\$ 16,806 thousand (Note 10) represents the discounting of this loan to its fair value.

Partners in the Partnership are allowed to vote based on their participation percentage and also participate in any distributions on the same basis. Any changes to the partner's share of the partnership must be approved by all participants in the partnership.

NOTES TO THE FINANCIAL STATEMENTS (continued)**For the year ended December 31, 2008****10. BORROWINGS**

Borrowings, including interest accrued thereon, comprise the following as at December 31:

<i>In thousands of US Dollar</i>	2008		2007	
	Current	Non-current	Current	Non-current
Credit line due to Bank Turan Alem	–	–	38,793	203,982
Loan due to Blavin Holdings Limited	–	–	6,728	–
Credit line due to BNP Paribas	362,985	–	–	–
Loan due to Frans Van Der Schoot B.V.	–	74,254	–	–
	362,985	74,254	45,521	203,982

Facility agreement with BNP Paribas

On December 12, 2007 the Partnership entered into a US\$ 550 million senior secured facility agreement between BNP Paribas (“Facility agreement”), as a facility agent, and the Partnership, as a borrower, and Zhaikmunai LP as guarantor. The Partnership drew down on March 7, 2008 approximately US\$291 million for (inter alia) the purpose of fully refinancing the BTA Facility and fully refinancing the loan from Blavin. The Partnership used the further proceeds of the BNP Paribas Facility to finance the construction of a gas treatment facility and otherwise towards developing the field. Initially, the BNP Paribas Facility comprised three tranches of US\$200 million, US\$200 million and US\$150 million. Drawdowns above US\$ 450 million are subject to certain conditions relating to syndication by BNP Paribas which have not been satisfied as of the date of this publication. As of December 31, 2008 the Partnership had drawn down US\$ 381 million

The rate of interest payable on outstanding amounts under each tranche will be LIBOR plus mandatory cost plus, under tranche 1, a margin of 3%, under tranche 2, a margin of 4% and under tranche 3, a margin of 5%.

The total amount outstanding is repayable in accordance with the schedule, reducing the total commitments to zero by December 31, 2014. In addition, the BNP Paribas Facility is mandatorily prepayable to the extent of the proceeds of any material disposals, debt offerings and a cash sweep of 50% of the Partnership collected revenue (in excess of US\$25 million). The Partnership is also entitled to voluntarily prepay the amounts outstanding. The Partnership is required to give customary representations and warranties, repeated periodically and certain covenants relating to profitability.

The Partnership maintains a hedging programme pursuant to which it hedges a minimum Brent crude oil price of US\$70 per bbl for at least 25% of the initial production profile, as assessed by BNP Paribas, for the NE and W Tournasian horizons for the period 2008 to 2013. The Partnership is additionally required to maintain and fund a debt service reserve account with a balance equal to at least 5% of the amount outstanding under the BNP Paribas Facility. Lastly, the Partnership is required to maintain annual oil and gas off-take contracts (gas sales to be commenced in 2010) with off-takers required to purchase 80% of total production and 100% of production available for export. The Partnership’s obligations under the BNP Paribas Facility are secured by various forms of security, including, (i) a pledge over 100% of the participatory interests in the Partnership; (ii) pledges over its bank accounts; (iii) the assignment of rights under the off-take contracts; (iv) assignment of all guarantees or performance bonds issued in connection with the contract with KSS for the gas treatment facility; and (v) assignment of the benefit of the Partnership’s relevant existing and future insurance policies. The Partnership’s restricted cash under the terms of the BNP Paribas Facility amounted to US\$ 19,078 thousand as at December 31, 2008 (Note 8)

As a result of lower than anticipated EBITDA at December 31, 2008 the Partnership was in breach of the covenant related to its EBITDA to interest expense and total indebtedness ratios. Consequently, BNP Paribas, pursuant to the loan agreement, has confirmed to the Partnership that they will not distribute the balance of US\$ 69 million at this time. However, the Partnership believes BNP Paribas will not call the loan as a result of the breach. The Partnership is also currently working with BNP Paribas, EBRD and other financial institutions to secure alternative funding of an amount of US\$ 300 million to finance the Partnership’s ongoing capital expenditure program (Note 2).

<i>In thousands of US Dollar</i>	2008	2007
Principal amount as at December 31	381,677	–
Fees incurred on arrangement of BNPP facility	(22,943)	–
Amortization of arrangement fees	4,251	–
	362,985	–

NOTES TO THE FINANCIAL STATEMENTS (continued)

For the year ended December 31, 2008

10. BORROWINGS (continued)**Loan due to Frans Van Der Schoot B.V.**

The loan agreement signed between the Partnership and Frans Van Der Schoot B.V. on July 1, 2008 was provided to finance the development of the Chinarevskoye oil and gas condensate field. The loan is only repayable upon full settlement of the Partnership's commitments under the Facility agreement. Interest is set at the rate of two times LIBOR and is to be paid in advance for six month.

The loan is initially recognised at its fair value of US\$ 73,470 thousand.

<i>In thousands of US Dollar</i>	2008	2007
Principal amount	90,276	–
Additional paid-in capital (Note 9)	(16,806)	–
Unwinding	784	–
	74,254	–

11. ABANDONMENT AND SITE RESTORATION LIABILITIES

The summary of changes in abandonment and site restoration liabilities during the years ended December 31 are as follows:

<i>In thousands of US Dollar</i>	2008	2007
Abandonment and site restoration liability as at January 1,	1,299	1,214
Unwinding of discount	271	102
Additional provision	271	410
Change in estimates	1,570	(427)
	3,411	1,299

The long-term inflation and discount rates used to determine the abandonment and site restoration liabilities at December 31, 2008 were 5.0% and 9.4%, respectively (2007: 5.0% and 13%).

12. DUE TO GOVERNMENT OF KAZAKHSTAN

The amount due to Government of the Republic of Kazakhstan has been recorded to reflect the present value of expenditures made by the Government in the time period prior to signing the Contract that were related to exploration of the Contract territory and the construction of surface facilities in fields discovered therein and that are reimbursable by the Partnership to the Government during the production period.

Repayment of this liability commenced in 2008 with the first payment of US\$ 1,030 thousand in March 2008 and with further payments by equal quarterly instalments of US\$ 258 thousand until May 26, 2031. The liability was discounted at 13%.

The total amount of liability due to Government as stipulated by the Contract is US\$ 25,000 thousand. The balances as at December 31, and changes in the amount due to Government of Kazakhstan for the year were as follows:

<i>In thousands of US Dollar</i>	2008	2007
Due to Government of Kazakhstan as at January 1,	8,379	8,094
Unwinding of discount	1,044	964
Revision of contractual obligation	–	(679)
Paid during the year	(2,062)	–
	7,361	8,379
Less: Current Portion of Due to Government of Kazakhstan	(1,031)	(2,062)
Due to Government of Kazakhstan	6,330	6,317

NOTES TO THE FINANCIAL STATEMENTS (continued)

For the year ended December 31, 2008

13. TRADE PAYABLES

<i>In thousands of US Dollar</i>	2008	2007
Tenge denominated trade payables	41,679	19,037
US dollar denominated trade payables	18,023	16,462
Trade payables denominated in other currencies	326	241
	60,028	35,740

14. OTHER CURRENT LIABILITIES

<i>In thousands of US Dollar</i>	2008	2007
Taxes payable, other than corporate income tax	1,908	2,892
Training accrual	3,049	1,687
Due to employees	491	270
Other	458	59
	5,906	4,908

15. COST OF SALES

<i>In thousands of US Dollar</i>	2008	2007
Depreciation and amortization	7,883	6,126
Well workover costs	6,355	7,103
Royalties	5,705	5,265
Repair, maintenance and other services	5,149	4,453
Payroll and related taxes	4,661	3,048
Materials and supplies	3,855	2,800
Rent and operation of oil separation units	2,926	2,678
Environmental levies	2,752	913
Management fees	1,771	1,957
Other transportation services	1,681	1,243
Government profit share	1,125	994
Other	747	821
	44,610	37,401

16. SELLING AND OIL TRANSPORTATION EXPENSES

<i>In thousands of US Dollar</i>	2008	2007
Oil export duty	15,086	–
Transporting oil to the railway loading terminal costs	4,985	4,236
Oil loading and storage costs	2,835	1,621
Other	1,306	936
	24,212	6,793

In 2008 Kazakhstan introduced an oil export duty on the major oil production companies in the Republic of Kazakhstan. In 2009 the Partnership will not be subject to the oil export duty.

NOTES TO THE FINANCIAL STATEMENTS (continued)

For the year ended December 31, 2008

17. GENERAL AND ADMINISTRATIVE EXPENSES

<i>In thousands of US Dollar</i>	2008	2007
Management fees	1,883	2,009
Payroll and related taxes	2,956	2,187
Training	2,501	1,698
Bank charges	581	1,298
Professional services	2,634	713
Sponsorship	346	314
Communication	395	298
Social program	300	255
Insurance fees	314	211
Materials and supplies	169	197
Lease payments	268	187
Business trip	261	155
Other taxes	99	4
Other	504	627
	13,211	10,153

18. FINANCE COSTS, NET

<i>In thousands of US Dollar</i>	2008	2007
Interest expense	11,370	6,454
Amortization of fees incurred on arrangement of syndicated loan agreement	1,555	-
Revision of contractual obligation to Government (Note 12)	-	(679)
Commitment fees on syndicated loan agreement	437	-
Interest income	(150)	-
Unwinding of discount on Abandonment and Site Restoration Liability	261	102
Unwinding of discount on amounts Due to Government	992	964
	14,465	6,841

19. INCOME TAX EXPENSES

The provision for income taxes consisted of the following:

<i>In thousands of US Dollar</i>	2008	2007
Income tax expenses comprise:		
- current income tax expense	4,193	6,382
- deferred income tax expense	30,995	9,268
Total income tax expense	35,188	15,650

A reconciliation of income tax expense applicable to profit before income tax at the income tax rate applicable to the Partnership of 30% to current income tax expense was as follows for the years ended December 31:

<i>In thousands of US Dollar</i>	2008	2007
Profit before income tax	102,345	53,453
Statutory tax rate	30%	30%
Expected tax provision	30,703	16,036
Non-deductible interest expense on borrowings	4,686	2,565
Adjustments in respect of current income tax of previous year	(1,116)	(2,128)
Foreign exchange loss / (gain)	460	(1,875)
Difference arising on on Abandonment and Site Restoration Liability and payables Due to Government	263	83
Other	192	969
Income tax expense reported in the accompanying financial statements	35,188	15,650

NOTES TO THE FINANCIAL STATEMENTS (continued)

For the year ended December 31, 2008

19. INCOMETAX EXPENSES (continued)

Deferred tax balances are calculated by applying the statutory tax rates in effect at the respective balance sheet dates to the temporary differences between the tax and the amounts reported in the financial statements and are comprised of the following at December 31:

<i>In thousands of US Dollar</i>	2008	2007
Deferred tax asset:		
Accounts payable and provisions	1,413	610
	1,413	610
Deferred tax liability:		
Crude oil inventory	(551)	(216)
Hedging contract at fair value	(18,877)	
Property, plant and equipment	(38,925)	(26,585)
Net deferred tax liability	(56,940)	(26,191)

As at December 31, the movements in the deferred tax liability were as follows:

<i>In thousands of US Dollar</i>	2008	2007
Balance at January 1,	(26,191)	(15,867)
Current year charge / (benefit) to translation reserve	246	(1,056)
Current year charge to statement of income	(30,995)	(9,268)
Balance at December 31,	(56,940)	(26,191)

20. RELATED PARTY TRANSACTIONS

For the purpose of these financial statements transactions with related parties include mainly transactions between the Partnership and the participants and/or their subsidiaries or associated companies.

Accounts receivable from related parties at December 31 consisted of the following:

<i>In thousands of US Dollar</i>	2008	2007
Trade receivables and advances		
Frans Van Der Schoot B.V.	1,025	1,500
Total	1,025	1,500

Accounts payable to related parties as at December 31 consisted of the following:

<i>In thousands of US Dollar</i>	2008	2007
Trade payables		
Amersham Oil LLP	108	81
Probel Capital Management B.V.	163	190
Total	271	271

During the year ended December 31, 2008 the Partnership had the following transactions with related parties:

<i>In thousands of US Dollar</i>	2008	2007
Fees incurred in relation with arrangement of Facility agreement		
Frans Van Der Shoot B.V.	3,000	–
Proceeds from borrowing		
Frans Van Der Shoot B.V.	90,276	–
Interest paid		
Frans Van Der Shoot B.V.	3,196	–
Management fees and consulting services		
Frans Van Der Shoot B.V.	–	904
Amersham Oil	1,245	965
Probel Capital Management B.V.	2,485	2,144

NOTES TO THE FINANCIAL STATEMENTS (continued)**For the year ended December 31, 2008**

20. RELATED PARTY TRANSACTIONS (continued)

Annual remuneration of four key managers amounted to US\$ 238 thousand for 2008 (2007: four, US\$ 199 thousand). Other key management personnel were employed and paid by Amersham Oil LLP, Frans Van Der Schoot B.V. and Probel Capital Management and whose remuneration forms part of management fees and consulting services above.

Management fees are payable in accordance with the Technical Assistance Agreements signed between the Partnership, Amersham Oil LLP, Probel Capital Management BV and Frans Van Der Shoot B.V. and relate to the rendering of geological, geophysical, drilling, scientific, technical and other consultancy services.

All related parties are companies indirectly controlled by Frank Monstrey.

21. CONTINGENT, COMMITMENTS AND OPERATING RISKS**Operating environment**

Kazakhstan continues economic reforms and development of its legal, tax and regulatory frameworks as required by a market economy. The future stability of the Kazakhstan economy is largely dependent upon these reforms and developments and the effectiveness of economic, financial and monetary measures undertaken by the Government.

The Kazakhstan economy is vulnerable to market downturns and economic slowdowns elsewhere in the world. The ongoing global financial crisis has resulted in capital markets and commodity price instability, significant deterioration of liquidity in the banking sector and tighter credit conditions within Kazakhstan. Consequently, the Kazakhstan Government has introduced a range of stabilization measures aimed at providing liquidity and supporting finance for Kazakhstan banks and companies.

While management believes it is taking appropriate measures to support the sustainability of the Partnership's business in the current circumstances, unexpected further deterioration in the areas described above could negatively affect the Partnership's results and financial position in a manner not currently determinable.

Legal actions

In the ordinary course of business, the Partnership is subject to legal actions and complaints. Management believes that the ultimate liability, if any, arising from such actions or complaints will not have a material adverse effect on the financial condition or the results of future operations of the Partnership.

The Partnership assesses the likelihood of material liabilities arising from individual circumstances and makes provision in its consolidated financial information only where it is probable that actual events giving rise to a liability will occur and the amount of the liability can be reasonably estimated. No provision has been made in these financial information for any of the contingent liabilities mentioned above.

Taxation

Kazakhstan's tax legislation and regulations are subject to ongoing changes and varying interpretations. Instances of inconsistent opinions between local, regional and national tax authorities are not unusual. The current regime of penalties and interest related to reported and discovered violations of Kazakhstan's tax laws are severe. Penalties are generally 50% of the taxes additionally assessed and interest is assessed at the refinancing rate established by the National Bank of Kazakhstan multiplied by 2.5. As a result, penalties and interest can amount to multiples of any assessed taxes. Fiscal periods remain open to review by tax authorities for five calendar years preceding the year of review. Under certain circumstances reviews may cover longer periods. Because of the uncertainties associated with Kazakhstan's tax system, the ultimate amount of taxes, penalties and interest, if any, may be in excess of the amount expensed to date and accrued at December 31, 2008. As at December 31, 2008 management believes that its interpretation of the relevant legislation is appropriate and that it is probable that the Partnership's tax positions will be sustained.

Abandonment and site restoration (decommissioning)

As Kazakh laws and regulations concerning site restoration and cleanup evolve, the Partnership may incur future costs, the amount of which is currently indeterminable. Such costs, when known, will be provided for as new information, legislation and estimates evolve.

NOTES TO THE FINANCIAL STATEMENTS (continued)

For the year ended December 31, 2008

21. CONTINGENT, COMMITMENTS AND OPERATING RISKS (continued)**Environmental obligations**

The Partnership may also be subject to loss contingencies relating to regional environmental claims that may arise from the past operations of the related fields in which it operates. As Kazakh laws and regulations evolve concerning environmental assessments and site restoration, the Partnership may incur future costs, the amount of which is currently indeterminable due to such factors as the ultimate determination of responsible parties associated with these costs and the Government's assessment of respective parties' ability to pay for the costs related to environmental reclamation. However, depending on any unfavorable claims or penalties assessed by the Kazakh regulatory agencies, it is possible that the Partnership's future results of operations or cash flow could be materially affected in a particular period.

Capital Commitments

As at December 31, 2008 the Partnership had contractual capital commitments in amount of US\$ 247,237 thousand (2007: US\$ 186,148 thousand).

Operating leases

The Partnership entered into a cancellable lease agreement for the main administrative office in Uralsk in October 2007 for a period of 20 years for US\$ 15 thousand per month.

Social and education commitments

As required by the Contract with the Government, the Partnership is obliged to spend: (i) US\$ 300 thousand per annum to finance social infrastructure and (ii) one percent from the capital expenditures incurred during the year for education purposes of the citizens of Kazakhstan on an annual basis until the end of the Contract.

22. FINANCIAL RISK MANAGEMENT OBJECTIVES AND POLICIES

The Partnership's principal financial liabilities comprise bank loans, payables to Government of Kazakhstan, trade payables and other current liabilities. The main purpose of these financial liabilities is to finance the development of the Chinarevskoye oil and gas condensate field and its operations. The Partnership's financial assets consist of trade and other receivables, cash and cash equivalents.

The main risks arising from the Partnership's financial instruments are interest rate risk, foreign exchange risk, liquidity risk, commodity price risk and credit risk. The Partnership's management reviews and agrees policies for managing each of these risks which are summarized below.

Interest Rate Risk

The Partnership's exposure to the risk of changes in market interest rates relates primarily to the Partnership's long-term debt obligations with floating interest rates.

The Partnership was not exposed to interest rate risk in 2007 as rates of interest on its borrowings were fixed for the whole term of such borrowings.

The following table demonstrates the sensitivity to a reasonably possible change in interest rates, with all other variables held constant, of the Partnership's loss before tax through the impact on floating rate borrowings.

Increase / decrease interest rate	Effect on profit before tax for the year ended December 31, 2008	Effect on profit before tax for the year ended December 31, 2007
<i>In thousands of US Dollar</i>		
+1.5%	(5,444)	-
-1.5%	5,444	-

NOTES TO THE FINANCIAL STATEMENTS (continued)

For the year ended December 31, 2008

22. FINANCIAL RISK MANAGEMENT OBJECTIVES AND POLICIES (continued)**Foreign Currency Risk**

As significant portion of the Partnership's operation is the Kazakhstani Tenge denominated, the Partnership's balance sheet can be affected significantly by movements in the US Dollar / Tenge exchange rates. The Partnership mitigates the effect of its structural currency exposure by borrowing in US Dollar and denominating sales in US Dollar.

The following table demonstrates the sensitivity to a reasonably possible change in the US Dollar exchange rate, with all other variables held constant, of the Partnership's profit before tax (due to changes in the fair value of monetary assets and liabilities).

	Change in Tenge to USD exchange rate	Effect on profit before tax
2008		
US thousand dollar	+25%	(88,378)
US thousand dollar	+40%	(141,405)
2007		
US thousand dollar	+5%	(6,934)
US thousand dollar	- 5%	6,934

Liquidity Risk

Liquidity risk is the risk that the Partnership will encounter difficulty in raising funds to meet commitments associated with its financial liabilities. Liquidity risk may result from an inability to sell a financial asset quickly at close to its fair value.

Liquidity requirements are monitored on a regular basis and management ensures that sufficient funds are available to meet any commitments as they arise.

The table below summarizes the maturity profile of the Partnership's financial liabilities at December 31, 2008 based on contractual undiscounted payments:

Year ended December 31, 2008	On demand	Less than 3 months	3-12 months	1-5 years	more than 5 years	Total
Borrowings	381,677	-	-	-	90,276	471,953
Trade payables	60,028	-	-	-	-	60,028
Other current liabilities	5,906	-	-	-	-	5,906
Due to Government of Kazakhstan	-	258	773	4,124	17,783	22,938
	447,611	258	773	4,124	108,059	560,825

Year ended December 31, 2007	On demand	Less than 3 months	3-12 months	1-5 years	more than 5 years	Total
Borrowings	-	3,061	42,460	203,982	-	249,503
Trade payables	30,431	-	5,309	-	-	35,740
Other current liabilities	4,908	-	-	-	-	4,908
Due to Government of Kazakhstan	-	1,288	774	4,124	18,814	25,000
	35,339	4,349	48,543	208,106	18,814	315,151

As discussed in Note 10, the Partnership believes BNP Paribas will not call the outstanding balance of the loan of US\$ 381,677 thousand during 2009 and is in the process of obtaining a waiver from BNP Paribas in this respect.

NOTES TO THE FINANCIAL STATEMENTS (continued)For the year ended December 31, 2008

22. FINANCIAL RISK MANAGEMENT OBJECTIVES AND POLICIES (continued)**Commodity Price Risk**

The Partnership is exposed to the effect of fluctuations in price of crude oil, which is quoted in US Dollar on the international markets. The Partnership prepares annual budgets and periodic forecasts including sensitivity analyses in respect of various levels of crude oil prices in the future.

Other than the hedge arrangement described in Note 5 the Partnership does not hedge its exposure to the risk of fluctuations in the price of crude oil. As at December 31, 2008 a US\$ 1 per barrel movement in the price of oil had a US\$ 2 million impact on the fair value of the hedge contract.

Credit Risk

Financial instruments, which potentially subject the Partnership to credit risk, consist primarily of accounts receivable and cash in banks. The maximum exposure to credit risk is represented by the carrying amount of each financial asset. The Partnership considers that its maximum exposure is reflected by the amount of trade accounts receivable and advances.

The Partnership places its cash with Bank Turan Alem, which has a credit rating of BB (negative) and BNP Paribas with a relative credit rating of AA (negative) on long-term US dollar deposits from Standard and Poor's rating agency for the year ended December 31, 2008. The Partnership does not guarantee obligations of other parties.

The Partnership sells oil and makes advance payments only to recognized, creditworthy third parties. In addition, receivable balances are monitored on an ongoing basis with the result that the Partnership's exposure to bad debts and recoverability of prepayments made is not significant and thus risk of credit default is low.

Fair values of financial instruments

Fair value is defined as the amount at which an instrument could be exchanged in a current transaction between knowledgeable willing parties according to arm's length conditions, other than in a forced or liquidation sale. As no readily available market exists for a large part of the Partnership's financial instruments, judgment is needed to arrive at a fair value, based on current economic conditions and the specific risks attributable to the instrument.

Management believes that the Partnership's carrying value of financial assets and liabilities consisting of cash and cash equivalents, trade accounts receivable and advances, trade and other payables and obligations under debt instruments are not significantly different from their fair values at December 31, 2008 and 2007.

23. SUBSEQUENT EVENTS

On February 4, 2009 the Kazakhstan Tenge ("KZT") devalued against US\$ and other major currencies. The exchange rate before and after devaluation were 120 KZT/US\$ and 150 KZT/US\$, respectively.

On March 20, 2009 the Partnership has concluded an amendment to its export oil sales hedging contract with BNP Paribas, under which the minimum Brent crude oil price was set at US\$50 per bbl for at least 25% of the initial production profile for the NE and W Tournasian horizons for the period from March 2009 through to June 2010. The amendment to the contract has resulted in a cash payment of US\$ 40,500 thousand being made to the Partnership.