

# KASE WEEKLY

October 03 – 07  
2022

## KASE NEWS

- KASE has [formed](#) lists of securities of the first, second and third liquidity classes for October 2022.
- Amendments to the [Regulations on Membership](#) have been put into effect.
- Bonds [KZMJ00001410](#) (DZK024\_141) of akimdik of Zhambyl region included in KASE official list.
- [KZ2C00008043](#) (KFUSb31) of Kazakhstan Sustainability Fund was excluded from KASE official list due to the expiration of circulation period.
- Trades in bonds [KZ2C00008910](#) (KFUSb45) of Kazakhstan Sustainability Fund are opened at KASE.
- Trading in futures with execution in March and September 2023 [opens](#) on KASE.
- Trading in common shares [US0028241000](#) (ABT\_KZ) of Abbott Lab., [US35671D8570](#) (FCX\_KZ) of Freeport-McMoRan Inc., [US5951121038](#) (MU\_KZ) of Micron Technology, Inc. and [US00206R1023](#) (T\_KZ) of AT&T Inc. suspended on KASE.
- BCC Invest was assigned the status of market-maker on KASE for bonds [KZ2C00008688](#) (KFUSb38) of Kazakhstan Sustainability Fund

## ISSUER NEWS AND ANNOUNCEMENTS

- The Ministry of Finance of Kazakhstan placed on KASE 18.1 mln MEOKAM-48 of issue 54 ([KZK200000729](#), MOM048\_0054).
- The Ministry of Finance of Kazakhstan raised KZT33.1 bn. on KASE by placing METIKAM-36 of the first issue ([KZKT00000016](#), MTM036\_0001) and METIKAM-48 of the first issue ([KZKT00000024](#), MTM048\_0001).
- Akimdik of Zhambyl oblast raised KZT5.9 bn on KASE by placing two-year bonds [KZMJ00001410](#) (DZK024\_141).
- Kazakhstan Sustainability Fund JSC raised KZT16.4 bn on KASE by placing bonds [KZ2C00007318](#) (KFUSb9) and [KZ2C00008696](#) (KFUSb39).
- National Welfare Fund Samruk-Kazyna JSC [paid](#) dividends on ordinary shares for 2021.
- Caspi neft JSC [paid](#) dividends on common shares KZ1C00000694 (KSNF) for the second half of 2019, 2020, 2021 and the first quarter of 2022.
- Freedom Finance JSC [announces](#) the payment of dividends to holders of units KZPF00000082 (FFIN\_or) of the IUIT Fixed Income USD for the third quarter of 2022.
- KazTransOil JSC [says](#) S&P Global Ratings upgraded the issuer's rating to "BB+", the outlook is "Negative".
- Industrial Development Fund JSC says Moody's affirmed the company's ratings, the forecast is "Stable".
- Development Bank of Kazakhstan JSC [announces](#) the final results of the offer to buy back international bonds XS2337670694, US25159XAD57 (BRKZe12).



07.10.2022

KASE Index	3 124,40	Trends (%)	
		1,3	0,8
First class of liquidity	Price	Δ 7D	Δ 1M
АО "Банк ЦентрКредит"	620,11	5,3	10,5
АО "СНПС - Актюбемунайгаз"	37 000,00	4,8	- 16,9
АО "Народный сберегательный банк Каза"	127,55	4,5	4,5
NVIDIA Corp.	127,00	3,3	- 7,6
АО "KM GOLD"	179,99	2,9	- 0,0
Meta Platforms, Inc.	138,00	1,3	- 13,5
Yandex N.V.	16 200,00	1,3	2,2
АО "Казхателеком"	29 400,00	0,8	4,3
Apple Inc.	144,12	0,7	- 7,6
АО "Баян Сулу"	298,69	0,6	0,6
АО "НАК "Казатомпром"	13 800,00	0,6	- 4,5
АО "KEGOC"	1 585,00	0,2	0,3
АО "Кселл"	1 555,16	0,1	- 6,9
Bank of America Corporation	173,00	-	-
АО "Банк ЦентрКредит"	344,00	- 0,3	2,8
АО Kaspi.kz	27 999,90	- 0,4	3,3
Intel Corporation	26,54	- 0,5	- 16,0
АО "Мангистаумунайгаз"	6 321,00	- 0,7	- 0,8
АО "КазТрансОйл"	684,94	- 1,2	- 9,5
AT&T Inc.	15,74	- 2,1	- 9,3
Advanced Micro Devices, Inc.	68,03	- 3,7	- 16,5
АО "ForteBank"	3,75	- 6,3	1,4

Note: Index stocks are highlighted in green

As a result of the first trading sessions in October KASE Index consistently closed in the green zone and rose by the end of the week by 1.3 % to 3,124.40 points.

The main driver are still the shares of Bank CenterCredit, which added 5.3% in price over the week. In second place in terms of weekly growth rates are ordinary shares of Halyk Bank, which added 4.5%. At the same time, the Bank's GDRs rose 11% on the London Stock Exchange to over \$11. According to the information of the National Bank, the net profit of Halyk Bank increased by 17.8% to 347.3 billion tenge over 8 months.

Shares of Kaspi – the third representative of the financial sector in the representative list of KASE Index – were mainly in a sideways trend during the week, as were the company's GDRs on the London Stock Exchange. The company's net profit increased by 13.6% compared to 8 months of 2021 to 220.8 billion tenge. On September 30, Kaspi paid dividends to shareholders in the amount of 3,100 tenge per share.

In addition to Kaspi, dividends to shareholders last week were paid by Caspi neft in the amount of 10.9 billion tenge and the Sovereign Wealth Fund "Samruk-Kazyna" in the amount of 170.0 billion tenge. From October 7, First Heartland Securities started paying dividends in the amount of 14.5 billion tenge.

Meanwhile, international rating agencies continue the season of reviewing ratings for Kazakh companies. For Kaztransoil, S&P upgraded its rating from BB to BB+, Fitch Ratings affirmed the company's rating at BBB-. Despite this, Kaztransoil shares showed a decline over the week, losing 2.6 %.

More and more floating rate instruments appear on the local debt capital market. On September 29, the first placement of bonds with a floating coupon pegged to the TONIA indicator was carried out by Kazakhstan Sustainability Fund. Last week, bonds indexed to the TONIA rate were issued by the Ministry of Finance – 3-year METIKAM with a coupon of 0.75 + TONIA. Their yield at placement for buyers amounted to 14.95% per annum. In addition, the Ministry of Finance placed 4-year similar securities with a coupon of 0.85 + TONIA. The yield to maturity of this issue for buyers at the auction was 15.2% per annum. For comparison, the yield to maturity of the 4-year issue of the Ministry of Finance with a fixed rate additionally placed last week amounted to 13.9% per annum.

In the debt capital market, Development Bank of Kazakhstan reported that as part of the announced early buyback of Eurobonds due in 2031, the bank received requests for redemption in the amount of US\$214 million during the early application period, as well as an additional request for US\$1.746 million before the offer expires. The total volume of this issue is 300 million US dollars.

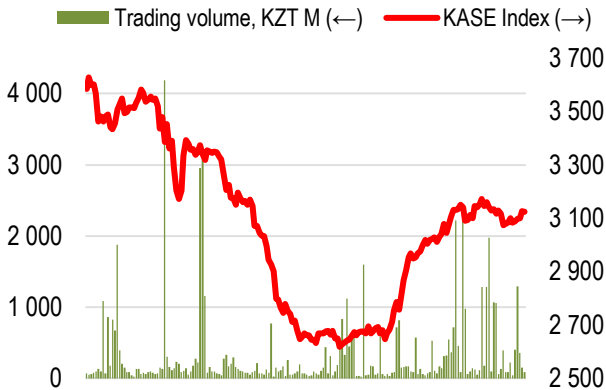
Kazakhstan Temir Zholy also offers early redemption of Eurobonds worth \$883 million. These Eurobonds are denominated in dollars, mature in 2045 and have a coupon rate of 6.95%.

The planned redemption of bonds for 30 billion tenge was carried out last week by Kazakhstan Sustainability Fund, issuing new bonds for 20 billion tenge at 9.5% per annum.

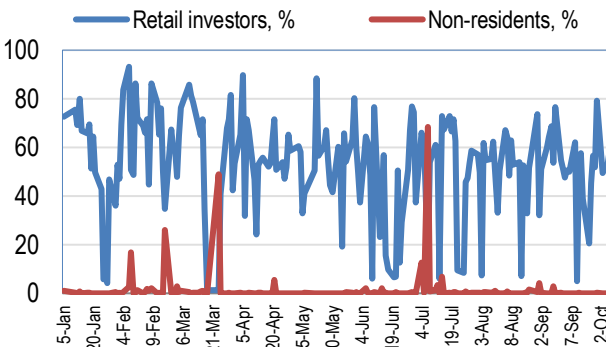
Coupon payments last week were made by Microfinance Organization R-finance on bonds with a coupon rate of 18% per annum, Bank CenterCredit – on bonds with a coupon rate of 10% per annum and First Heartland Jusan Bank – on bonds with a coupon rate of 10.95% per annum.

Last week, Freedom Finance paid dividends for the third quarter in the amount of 36.4 million tenge in the sector of unit investment trusts on the unit trust "Fixed Income USD". On international markets, the fourth quarter began with growth. The SP 500 gained 3% in the first five trading days of the month, with the biggest gains being seen in the energy sector, which gained 13% on average weekly. The companies of this sector were the only ones who completed September in the green zone. Meanwhile, in the KASE Global sector in September, the most popular among investors were shares of Meta and NVIDIA, as well as shares of a unit investment trust, the underlying assets of which are shares of gold mining companies ETF VanEck Gold Miners ETF. In total, in the KASE Global sector, the volume of trades in foreign shares over the past month exceeded 1 billion tenge, of which 42.8% fell on transactions of individuals.

KASE Index shares

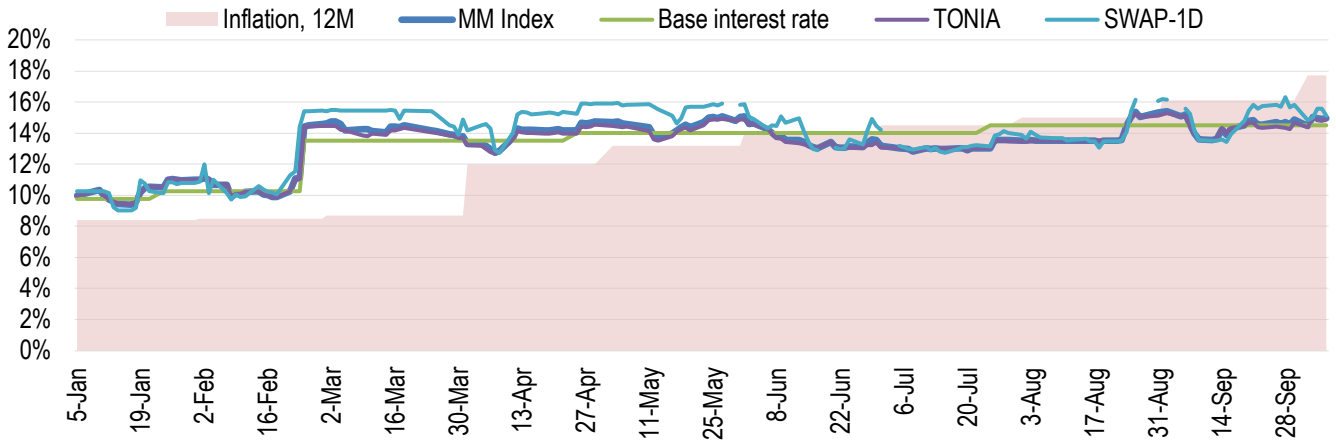


Retail investors & non-residents, %

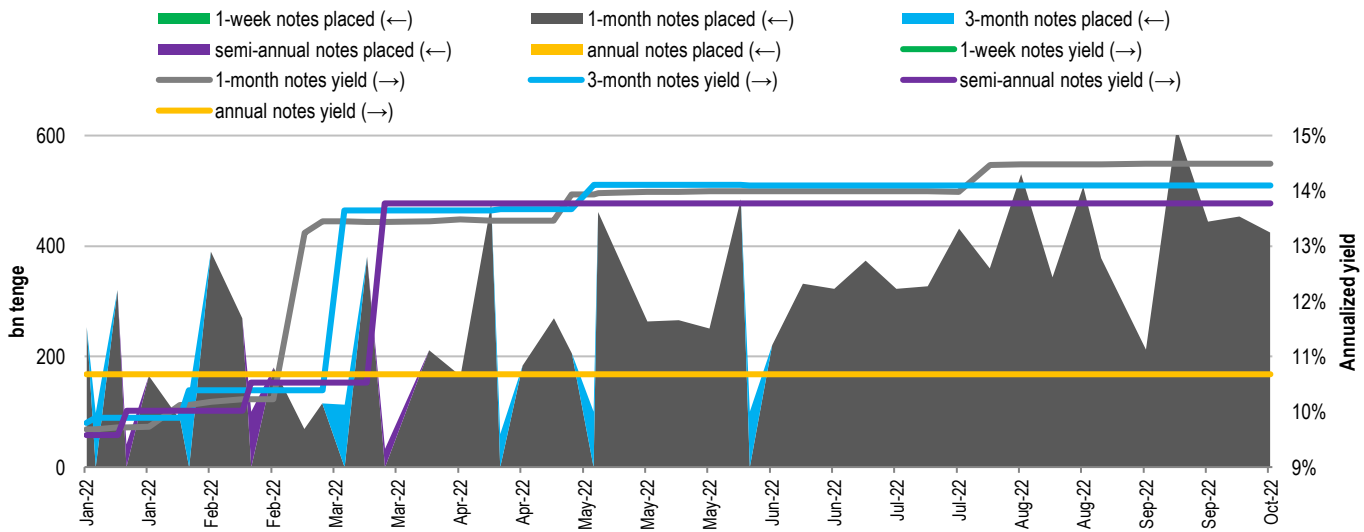


The yield on one-day REPO transactions with government securities (GS) (TONIA) from September 30 to October 7 increased from 14.68% to 14.88% per annum. The rate of borrowing the tenge secured by US dollars for a period of one day (SWAP-1D (USD)) for the period under review decreased from 15.82% to 15.13% per annum.

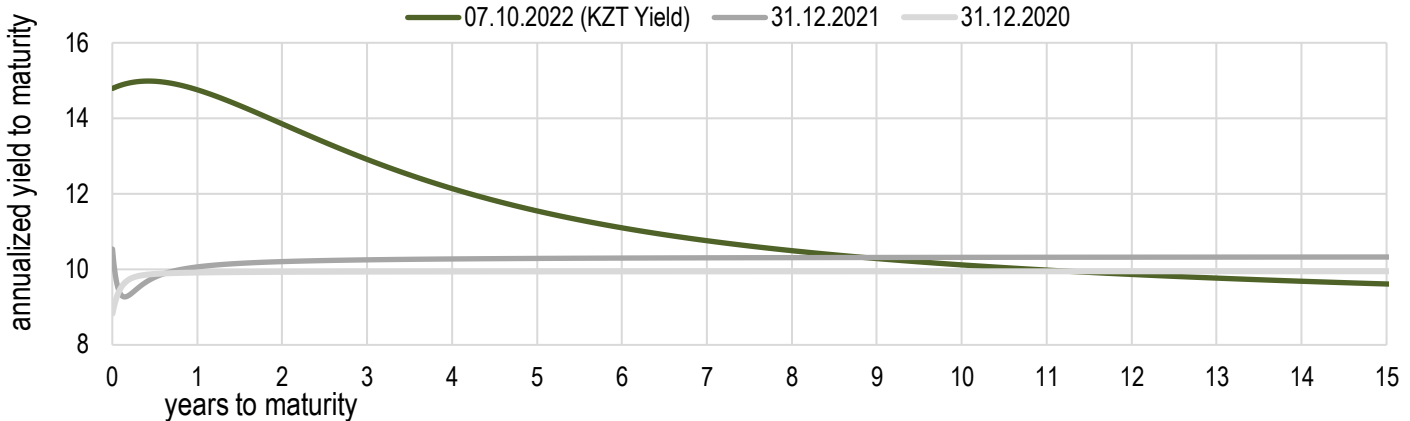
**Inflation and interest rates**



**Main Features of National Bank Notes Placements**



**Risk-free yield curve (non-indexed GS)**



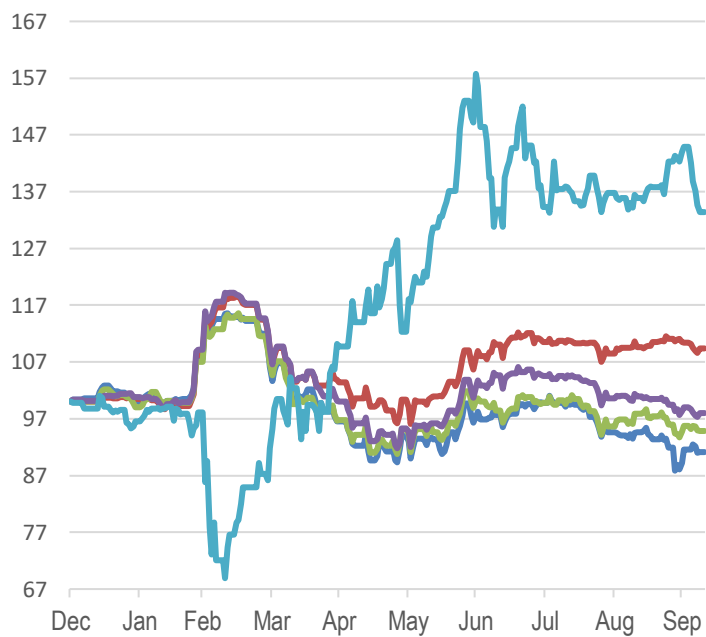
As a result of trades on October 7, the market rate of tenge formed at the level of 472.04 tenge per US dollar, having strengthened by 1% over the week (from 476.71). A number of significant events took place on the foreign exchange market from September 30 to October 7, 2022. Thus, the index of business activity in the manufacturing sector in the US reached 50.9 points in September, which was below analysts' expectations. Strong data on the US labor market support expectations about the need for further tightening of the US Federal Reserve's monetary policy: the unemployment rate fell by 3.5%, the number of people employed in the non-farm sector increased by 263 thousand people.

These factors led to multidirectional dynamics of currencies in emerging markets.

The dynamics of the exchange rates of developing countries against the US dollar was as follows:

- the Brazilian real appreciated by 3.9% (from 5.41 to 5.2) amid the results of the first round of the presidential elections, which showed the distribution of votes without a clear advantage between the country's incumbent president and candidate Luis Lula;
- the Mexican peso appreciated by 0.5% (from 20.14 to 20.04) against the background of some improvement in risk sentiment and an increase in major US stock indices;
- the South African rand was virtually unchanged over the week, depreciating 0.1% from 18.09 to 18.1. On the local debt market, there is a recovery of interest of foreign investors in South African government securities, purchases of non-residents continue for the second week;
- the Indonesian rupiah weakened by 0.2% (from 15,227 to 15,251) against the background of the outflow of non-residents. Foreign investors sold \$193 million on Wednesday, net outflow from debt continues for the second week in a row;
- the Turkish lira weakened by 0.2% (from 18.53 to 18.57) amid the release of inflation data at 83% in September;
- the Indian rupee weakened by 1.2% (from 81.35 to 82.33) amid rising oil prices;
- the Russian ruble weakened by 4.4% (from 58.45 to 61) against the background of fixing positions before the weekend.

**FX rates**

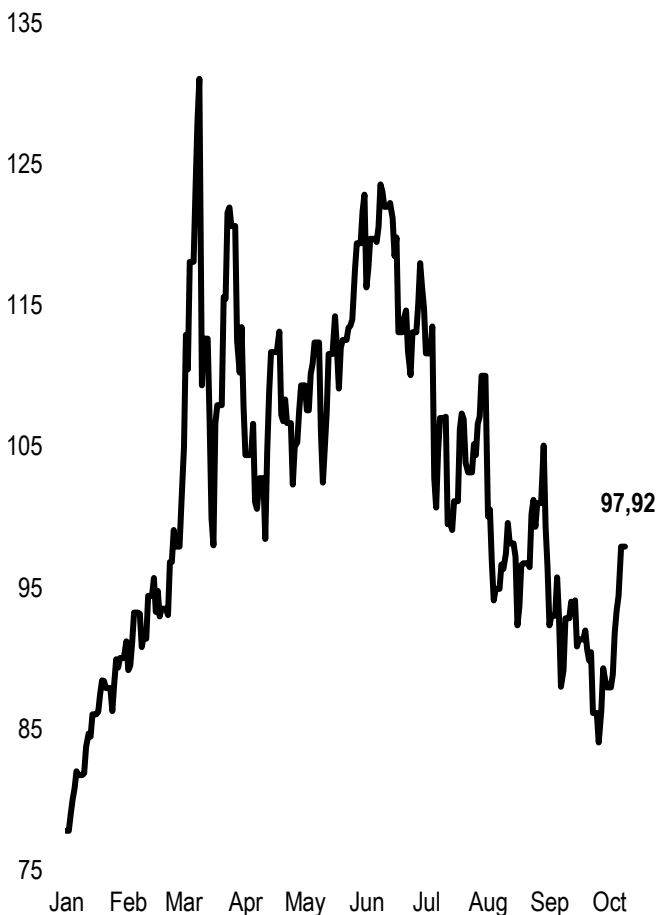


— GBPKZT    — USDKZT    — EURKZT  
— CNYKZT    — RUBKZT

Price    Δ 7d, %    Δ 30d, %    Δ 2022, %

— GBPKZT	529,49	-0,42	-3,56	-9,02
— USDKZT	472,04	-0,98	-0,79	8,59
— EURKZT	462,84	-0,90	-1,44	-5,00
— CNYKZT	66,36	-1,10	-2,93	-2,70
— RUBKZT	7,70	-7,89	-0,26	34,66

**Brent oil  
USD/barrel**



Note: The chart and the table are based on the official market rates of the NBK. NBK rates may differ from KASE rates.



## Global indices

Name	Value	Trend %			Futures
		7D	1M	1Y	7D
S&P 500	3 639,66	1,5	-8,5	-17,3	1,4
Dow Jones	29 296,79	2,0	-7,2	-15,7	1,9
RTS	1 005,04	-4,8	-19,2	-45,8	-0,6
MICEX	2 285,53	0,0	0,0	0,0	-0,6
Hang Seng	17 740,05	3,0	-6,8	-28,2	3,1
SS CSI 300	3 804,89	0,0	-6,2	-21,8	0,0
Euro Stoxx 50	3 375,46	1,7	-3,6	-17,6	1,8
FTSEuroFirst	4 085,50	1,4	-3,4	-9,9	1,6
FTSE 100	6 991,09	1,4	-3,4	-1,2	1,2
KASE	3 124,40	1,3	0,8	-8,6	

## Commodities market

October 7, 2022

Name	Price	Trend %		
		7D	1M	1Y
Oil (Brent)	97,92	11,3	11,3	19,5
Oil (WTI)	92,64	16,5	13,1	18,3
Natural gas	6,75	-0,3	-14,0	18,9
Copper	338,65	-0,8	-1,5	-20,2
Iron	762,00	0,0	-0,8	6,6
Gold	1 694,82	2,1	-1,2	-3,5
Silver	20,26	6,4	11,7	-10,6
Wheat	880,25	-4,5	6,5	18,8

## Calendar of economic events

Currency

Forecast

Previous

12.10	<u>PPI (MoM) (Sep)</u>	USD	0.2%	-0.1%
12.10	<u>ECB President Lagarde to give a speech</u>	EUR		
13.10	<u>CPI Germany (YoY) (Sep)</u>	EUR	10.0%	10.0%
13.10	<u>Core Consumer Price Index (CPI) (MoM) (Sep)</u>	USD	0.5%	0.6%
13.10	<u>CPI (YoY) (Sep)</u>	USD	8.1%	8.3%
14.10	<u>CPI (YoY) (Sep)</u>	CNY	2.8%	2.5%
14.10	<u>Core Retail Sales (MoM) (Sep)</u>	USD	-0.1%	-0.3%

Note: the calendar contains the most significant economic events of the current week according to KASE analysts opinion

B – billions  
M – millions  
K – thousands

## Kazakhstan statistics

Value

As of

Previous month

Annual inflation	17,7%	01.10.22	16,1%
Gross international reserves of NBK, USD bn	32,8	01.10.22	32,7
Reserve money, KZT bn	11 871,4	01.10.22	12 076,5
Money supply, KZT bn	31 568,3	01.09.22	31 396,3

## Kazakhstan credit ratings

Rating

Date

Previous

**S&P Global**

BBB-/A-3 negative

02.09.22

BBB-/A-3 stable

**MOODY'S**

Baa2/stable

11.08.21

Baa3/positive

**FitchRatings**

BBB/stable

17.06.22

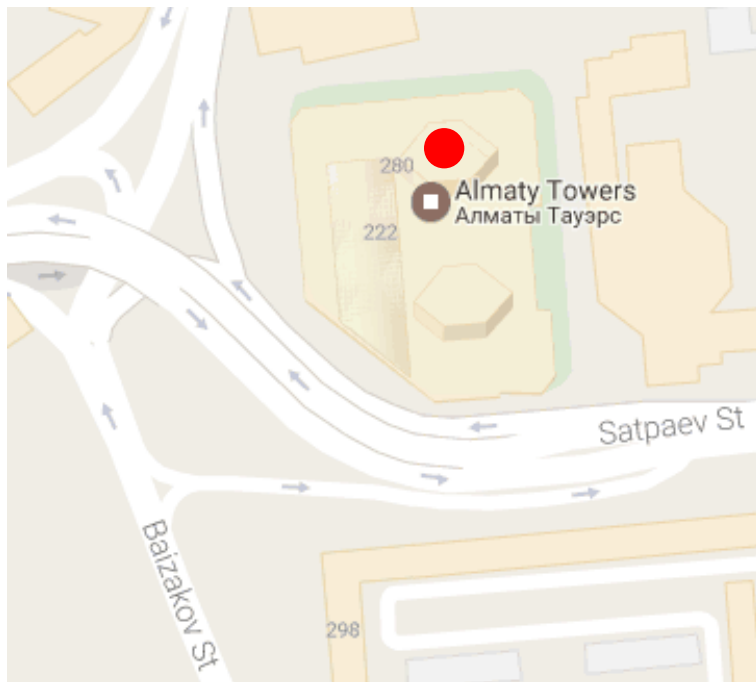
BBB/stable

# CONTACT INFORMATION



**Address:** Republic of Kazakhstan, 050040,  
Almaty, Baizakov St., 280, Business Center  
"Almaty Towers"

**Tel.:** +7 (727) 237 53 00



**Corporate website**



**Contact us**



**Corporate Events Calendar of  
KASE listed Companies**

The information contained therein was gathered by the employees of Kazakhstan Stock Exchange JSC (KASE). KASE does not guarantee the completeness and accuracy of the information contained in this report, as well as its reliability. Neither KASE, nor any of the employees are liable for any direct or indirect loss (damage) arising from the use of this report or information / analysis presented therein. KASE does not assume any responsibility to update this report on a regular basis or notify of all changes that have occurred.

KASE draws investors' attention to the following factors:

1. return on investment in financial instruments depends on a variety of market and non-market factors. In particular, the actual income of an investor may change depending on the fluctuations in interest rates, changes in taxation, FX movements, changes in quotations of securities, market indexes, changes in production and financial performance of companies, and other factors.
2. previous results do not necessarily affect the future results with the future estimations based on the assumptions that may not materialize. The value of any investment or income may go down and up, as a result the investors might not receive the entire invested amount back. For the investments in non-universally recognized markets, the investors may experience various difficulties, including selling them or obtaining the reliable information about their value or the risks involved.
3. report does not take into account the individual financial characteristics and aims of those receiving it.

KASE recommends that the investors independently evaluate the feasibility of certain investments and strategies and encourages the investors to use the services of financial consultants.

KASE reserves all rights for the report. This analytical material can be copied and/or distributed in full or in part upon written permission of KASE.