

August 01-05
2022

KASE NEWS

- KASE has changed parameters of shares included in the representative list of KASE Index.
- KASE has formed the lists of securities of the first, second and third liquidity classes for August 2022.
- KASE opened trades in a new instrument on the derivatives market – the futures contract for the rate of the Russian ruble against the tenge.
- Bonds [KZ2P00008758](#) (ALLCp1) of Almaty Logistic Center LLP, bonds [KZ2P00008766](#) (MFRFb4) of MFO R-Finance LLP, bonds [KZ2C00008639](#) (LZGRb3) and [KZ2C00008647](#) (LZGRb4) of Leasing Group JSC, bonds [KZ2C00008662](#) (FIVEb3) of FIVE BROKERS' CAPITAL JSC, bonds [KZ2C00008621](#) (CCBNb34) of Bank CenterCredit JSC, international bonds [XS2507222904](#) (ASDBe11) of Asian Development Bank and common shares [KZ1C00004977](#) (EFCO) of Eurasian Financial Company JSC are included in the official list of KASE.
- International bonds [XS2024657061](#) (ASDBe3) of Asian Development Bank excluded from KASE official list of due to their early redemption.
- Trades in bonds [KZ2C00008514](#) (KAFIb12) of KazAgroFinance JSC were opened at KASE .
- Trades in international bonds [US912810FJ26](#) (US_04_2908) of the US Department of the Treasury have been suspended at KASE.
- Freedom Finance JSC was assigned the status of a market-maker on KASE for bonds [KZ2C00008514](#) (KAFIb12) of KazAgroFinance JSC.

ISSUER NEWS AND ANNOUNCEMENTS

- The Ministry of Finance of Kazakhstan placed on KASE 11.5 mln MEUKAM-156 of the fifth issue ([KZKD00000758](#), MUM156_0005), 29.2 mln MEUKAM-180 of the second issue ([KZKD00000139](#), MUM180_0002) and 14.0 mln METIKAM-36 of the first issue ([KZKT00000016](#), MTM036_0001).
- KazAgroFinance JSC raised KZT20.1 bn on KASE by placing bonds [KZ2C00008514](#) (KAFIb12) with yield to maturity of 16.85% APR.
- National Atomic Company Kazatomprom JSC announced its operating results for the second quarter and the first half of 2022.
- National Company KazMunayGas JSC reported production results for the first half of 2022.
- ANNOUNCEMENT: On August 17, a conference of Halyk Savings Bank of Kazakhstan JSC will be held to announce financial results for the first half and second quarter of 2022.
- NOSTRUM OIL & GAS PLC has issued a Notice of Offer to Creditors under the Settlement Plan.



05.08.2022

Тренды (%)

Индекс KASE	2 974,18	0,7	10,4
Первый класс ликвидности	Цена	Δ 7д	Δ 1м
Advanced Micro Devices, Inc.	102,90	13,5	38,3
АО "Кселл"	1 600,00	10,3	45,6
NVIDIA Corp.	191,44	6,3	32,7
Freedom Holding Corp.	55,39	3,7	25,2
Apple Inc.	164,81	2,2	18,6
АО Каспи.kz	25 789,00	0,9	9,1
АО "Банк ЦентрКредит"	472,50	0,1	8,2
АО "КЕГОС"	1 592,00	- 0,3	- 0,9
АО "Казактелеком"	27 800,00	- 0,4	2,2
АО "Народный сберегательный банк Казах"	111,00	- 0,9	- 2,6
Yandex N.V.	13 700,0	-1,3	4,4
АО "KM GOLD"	188,00	- 2,6	- 6,0
АО "КазТрансОйл"	795,00	- 3,2	13,9
АО "НАК "Казатомпром"	14 097,00	- 3,6	10,6
Intel Corporation	35,31	- 4,2	- 2,0
АО "ForteBank"	3,78	- 5,5	- 0,3
Exxon Mobil Corporation	85,00	- 10,9	- 1,8

Note: Index stocks are highlighted in green

In the Kazakh market, following the results of July, the capitalization of the equity market amounted to 21.8 trillion tenge or 45.5 billion US dollars, which is by almost 1 trillion tenge, or 4.4 %, higher than the same indicator of the previous month. As a result of July, KASE Index rose by a record 10.4%.

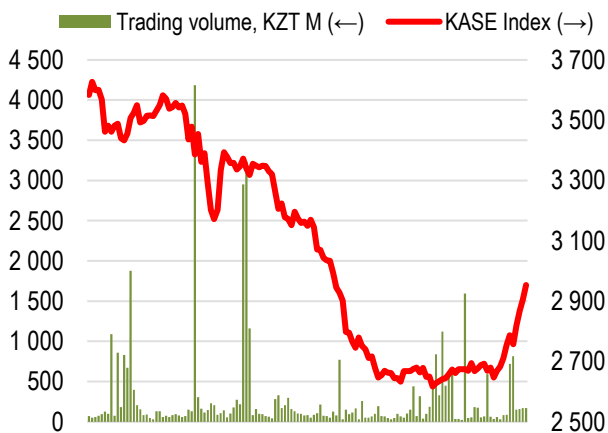
After a significant growth in July, in the first week of August, KASE Index consolidated in a narrow corridor of 2,960 +/- 30 points, finishing the week at the level of 2,974.18. Almost all stocks included in the index were in a sideways trend. The exception was Kcell's common stock, which continued its 32% rally in July and gained another 10.3% last week. Kazatomprom and KazTransOil corrected slightly after a 20 % increase in July.

A positive signal for the stock market is the improvement by the International Monetary Fund of the forecast for Kazakhstan's GDP growth for 2022 from 2.3 to 2.9 % per annum. At the same time, annual inflation in Kazakhstan in July amounted to 15 %.

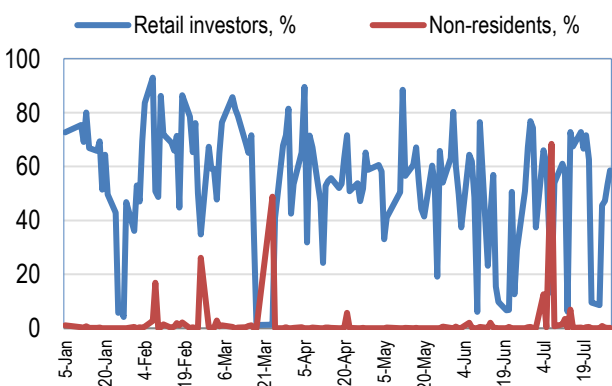
National Atomic Company Kazatomprom announced preliminary operating results for the second quarter and first half of 2022. Although the volume of production for 6 months decreased by 4 %, the physical volume of sales increased by 46%, and the average selling price – by 38 %.

The KASE Global market was under the influence of the global news background, the main themes of which were the continued growth of key rates and the slowdown in global GDP growth.

KASE Index shares

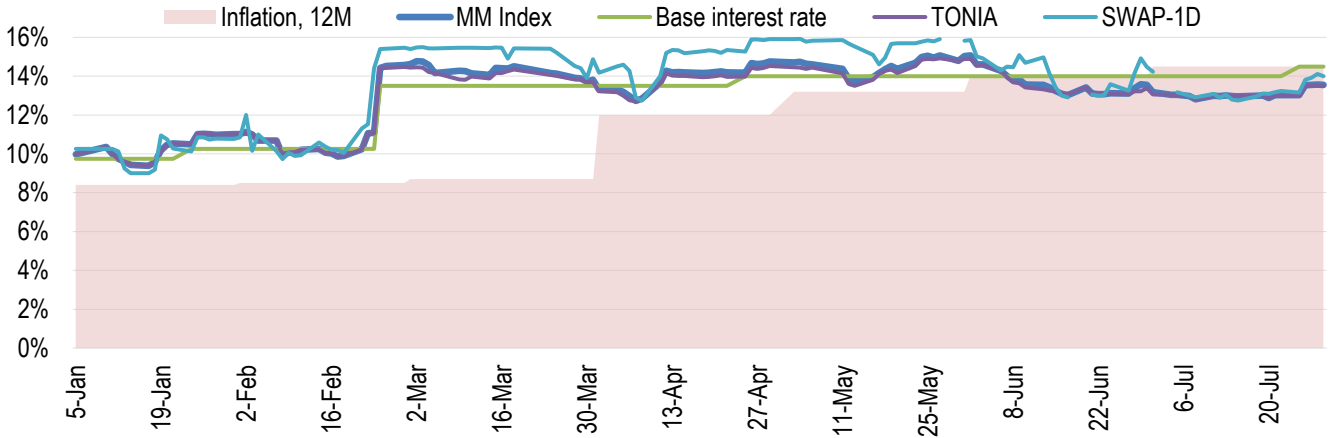


Retail investors & non-residents, %

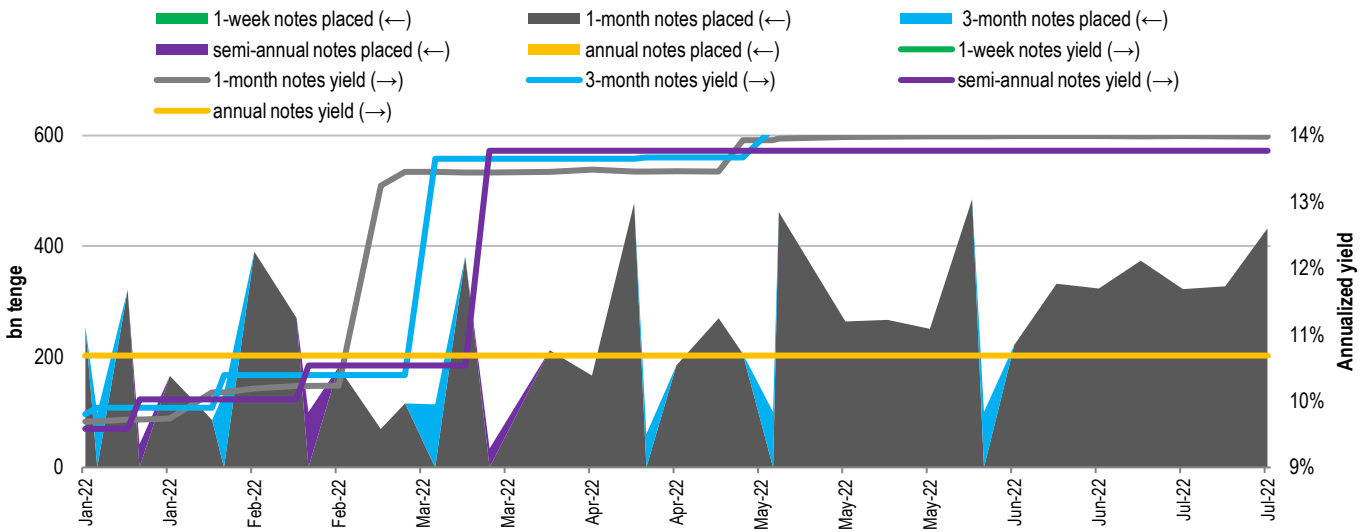


Yield of one day REPO transactions with government securities (GS) (TONIA) from August 1 to August 5 increased from 13.49 % to 13.50 % per annum. The rate of borrowing the tenge secured by US dollars for a period of one day (SWAP-1D (USD)) during the period under review decreased from 14.00 % to 13.73 % per annum.

Inflation and interest rates

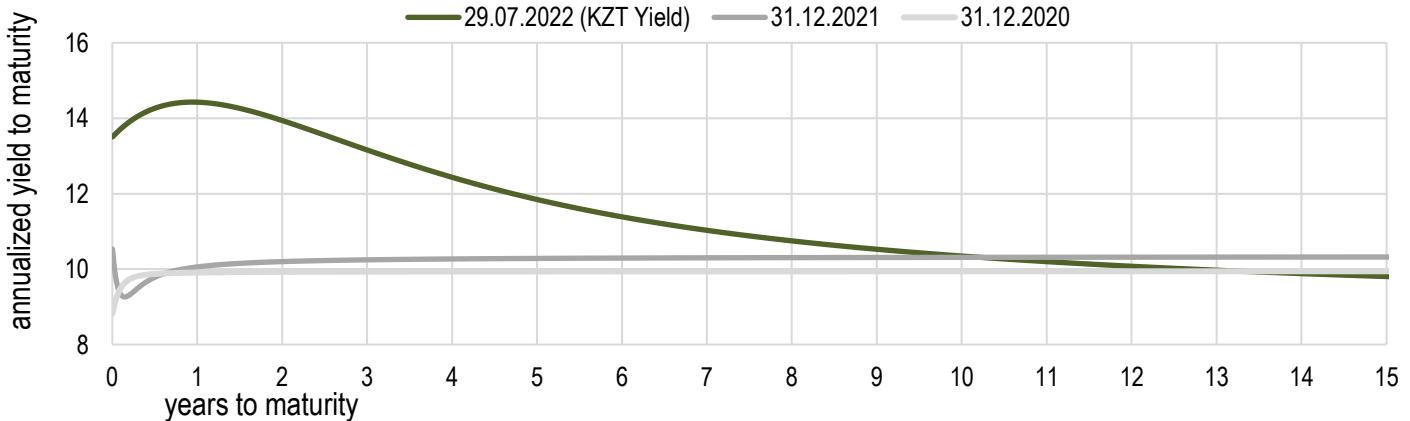


Main Features of National Bank Notes Placements



* weighted average yield on all currency swap transactions with the US dollar.

Risk-free yield curve (non-indexed GS)

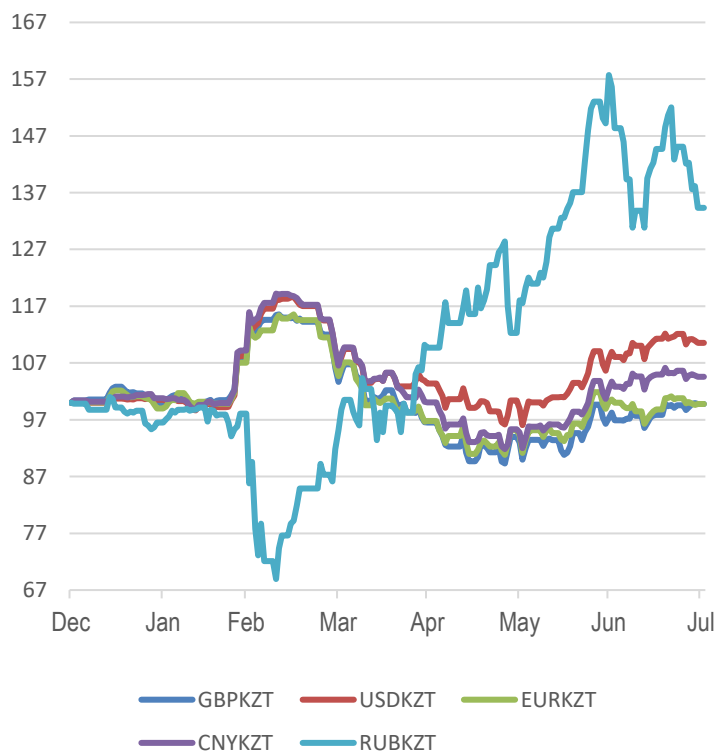


As a result of trades on July 29, the tenge market exchange rate formed at the level of 477.09 tenge per US dollar, having strengthened by 1.4% over the week (from 483.88). A number of significant events took place on the external currency market, the main of which was the increase by the US Federal Reserve following the results of the July meeting of the discount rate by 75 b.p. to 2.35-2.5%, which corresponds to the forecasts of most analysts. The release of data on the state of the US economy (GDP for the second quarter decreased by 0.9% year on year) and the corresponding rhetoric of the head of the US Federal Reserve about a possible slowdown in interest rate hikes due to recession fears in the US led to a predominantly positive dynamics of emerging market currencies.

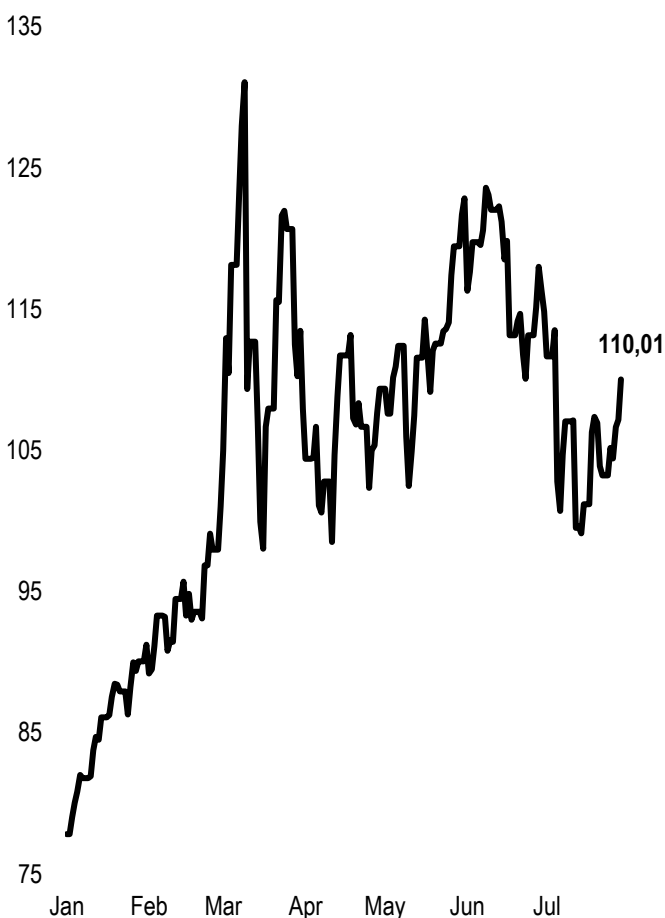
Dynamics of exchange rates of developing countries' currencies against the US dollar was formed as follows:

- **Brazilian real** gained 6% (from 5.5 to 5.17) on the back of a decline in the US dollar DXY index and rising commodity prices;
 - **Indonesian rupiah** gained 1.2% (from 15,014 to 14,834) amid falling Treasury notes' yields and a weaker US dollar;
 - **South African rand** strengthened by 1.2% (from 16.83 to 16.62) against the background of rising oil prices and the release of weak data on US GDP;
 - **Mexican peso** strengthened by 0.8% (from 20.53 to 20.37) after the next meeting of the US Federal Reserve;
 - **Indian rupee** strengthened by 0.7% (from 79.85 to 79.26) against the background of soft rhetoric of the head of the US Federal Reserve;
 - **Turkish lira** weakened by 1.1% (from 17.73 to 17.92) against the background of an increase in the Central Bank's inflation forecast by the end of the year to 60.4% with the continued super-soft policy;
- Russian ruble** weakened by 7.6% (from 57.29 to 61.62) amid expectations of the actions of the Russian financial authorities regarding the modification of the budget rule and growth in demand for the currency.

FX rates



Brent oil USD/barrel



	Price	Δ 7d, %	Δ 30d, %	Δ 2022, %
— GBPKZT	579,52	0,21	3,84	-0,04
— USDKZT	477,09	-1,40	4,98	10,91
— EURKZT	486,73	-0,98	0,69	-0,36
— CNYKZT	70,83	-0,99	4,03	4,77
— RUBKZT	7,75	-7,41	-7,43	38,13

Note: The chart and the table are based on the official market rates of the NBK. NBK rates may differ from KASE rates.



Global indices

Name	Value	Trend %			Futures
		7D	1M	1Y	7D
S&P 500	4 130,29	4,3	8,2	-6,5	4,2
Dow Jones	32 845,13	3,0	5,9	-6,4	3,0
RTS	1 129,24	-2,8	-20,1	-31,1	-5,0
MICEX	2 285,53	0,0	0,0	0,0	-5,0
Hang Seng	20 156,51	-2,2	-8,4	-23,4	-2,5
SS CSI 300	4 170,10	-1,6	-5,7	-14,0	-1,5
Euro Stoxx 50	3 708,10	3,1	5,5	-9,9	2,9
FTSEuroFirst	4 458,50	3,0	4,4	-1,1	3,1
FTSE 100	7 423,43	2,0	1,5	4,9	2,0
KASE	2 953,54	6,0	10,4	-4,7	

Commodities market

July 29, 2022

Name	Price	Trend %		
		7D	1M	1Y
Oil (Brent)	110,01	6,6	-5,4	44,7
Oil (WTI)	98,62	4,1	-10,2	34,0
Natural gas	8,23	-0,8	26,6	102,7
Copper	357,35	6,7	-5,4	-21,0
Iron	832,50	15,9	-5,1	-26,3
Gold	1 765,94	2,2	-2,8	-3,4
Silver	20,20	8,7	-2,3	-21,7
Wheat	807,75	6,4	-11,8	14,5

Economic calendar

		Currency	Forecast	Previous
10.08	CPI (YoY) (July)	USD	8.7	9.1
10.08	Crude oil reserves	USD		4.467M
11.08	Number of initial claims for unemployment benefits	USD	263K	260K
11.08	Producer Price Index (PPI) (MoM) (July)	USD	0.3 %	1.1 %
12.08	GDP (qtr/qtr) (Q2)	GBP	-0.2%	0.8%
12.08	Manufacturing output (MoM) (June)	GBP	- 1.2 %	1.4 %
29. 07	GDP (YoY) (Q2)	GBP	2.8 %	8.7 %

Note: the calendar contains the most significant economic events of the current week according to KASE analysts opinion

B – billions
M – millions
K – thousands

Kazakhstan statistics

	Value	As of	Previous month
Annual inflation	15,0%	01.08.22	14,5%
Gross international reserves of NBK, USD bn	32,0	01.07.22	32,8
Reserve money, KZT bn	10 688,8	01.07.22	9 875,0
Money supply, KZT bn	30 423,2	01.07.22	28 319,2

Kazakhstan credit ratings

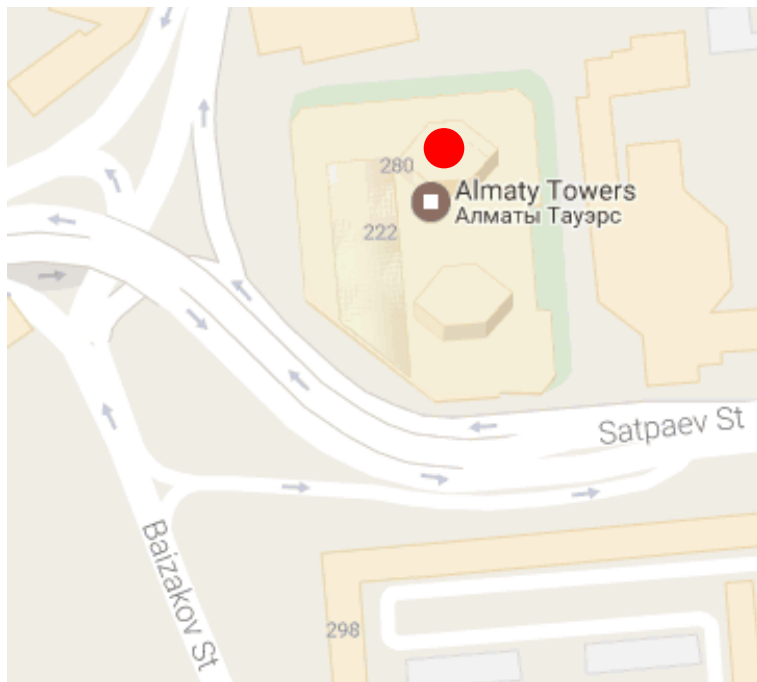
	Rating	Date	Previous
S&P Global	BBB-/A-3 stable	05.03.22	BBB-/stable
MOODY'S	Baa2/stable	11.08.21	Baa3/positive
FitchRatings	BBB/stable	17.06.22	BBB/stable

CONTACT INFORMATION



Address: Republic of Kazakhstan, 050040, Almaty, Baizakov St., 280, Business Center "Almaty Towers"

Tel.: +7 (727) 237 53 00



Corporate website



Contact us



Corporate Events Calendar of KASE listed Companies

The information contained therein was gathered by the employees of Kazakhstan Stock Exchange JSC (KASE). KASE does not guarantee the completeness and accuracy of the information contained in this report, as well as its reliability. Neither KASE, nor any of the employees are liable for any direct or indirect loss (damage) arising from the use of this report or information / analysis presented therein. KASE does not assume any responsibility to update this report on a regular basis or notify of all changes that have occurred.

KASE draws investors' attention to the following factors:

1. return on investment in financial instruments depends on a variety of market and non-market factors. In particular, the actual income of an investor may change depending on the fluctuations in interest rates, changes in taxation, FX movements, changes in quotations of securities, market indexes, changes in production and financial performance of companies, and other factors.
2. previous results do not necessarily affect the future results with the future estimations based on the assumptions that may not materialize. The value of any investment or income may go down and up, as a result the investors might not receive the entire invested amount back. For the investments in non-universally recognized markets, the investors may experience various difficulties, including selling them or obtaining the reliable information about their value or the risks involved.
3. report does not take into account the individual financial characteristics and aims of those receiving it.

KASE recommends that the investors independently evaluate the feasibility of certain investments and strategies and encourages the investors to use the services of financial consultants.

KASE reserves all rights for the report. This analytical material can be copied and/or distributed in full or in part upon written permission of KASE.