

KASE WEEKLY

September 14-18, 2020

KASE NEWS

- ▲ First Heartland Jýsan Invest [waives](#) market-maker status on KASE for First Heartland Jysan Bank's bonds KZ2C00004430 (TSBNb33) and KZ2C00004463 (TSBNb36).
- ▲ Trading in bonds KZ2D00006939 (EABRb12) of the Eurasian Development Bank [opened](#) on KASE.
- ▲ The bonds KZ2D00006939 (EABRb12) of the Eurasian Development Bank have been [included](#) in the GS basket with CCP, in the NBRK [basket](#) with CCP, the GS basket without CCP, in the [List T+](#) and Collateral List T+.
- ▲ Bonds KZSJ00000069 (SHK024_006) of local executive authority of the city of Shymkent [included](#) in the Government Securities sector of the KASE Official List.
- ▲ KASE [excludes](#) Tengri Bank from participation in trading, suspends its membership in the Exchange and suspends from trading the bank's stocks.

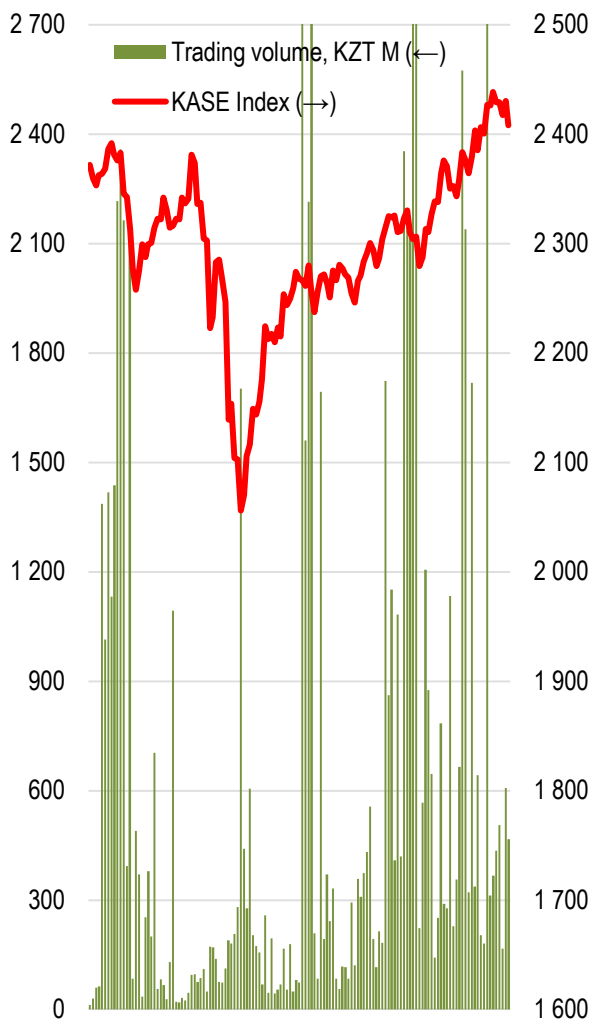
ISSUER NEWS AND ANNOUNCEMENTS

- ▲ 8,500 ordinary shares of Insurance Company Sinoasia B&R were [sold](#) at KZT16,200 per share as part of the subscription on KASE.
- ▲ Kazakhstan Sustainability Fund [raised](#) KZT4.8 bn on KASE placing bonds KZ2C00006948 (KFUSb2) with yield to maturity of 10.9000 % APR.
- ▲ Kazakhstan Sustainability Fund [raised](#) KZT6.3 bn on KASE placing bonds KZ2C00006955 (KFUSb3) with yield to maturity of 11.2500 % APR.
- ▲ [ANNOUNCEMENT](#): on October 6 Halyk Savings Bank of Kazakhstan will conduct the Investor Day online.
- ▲ Bayan Sulu has [paid](#) dividends on ordinary shares KZ1C00000165 (BSUL) for 2019.
- ▲ The Fund for Financial Support of Agriculture [reports](#) that Moody's Investors Service has assigned ratings to company, outlook Positive.



KASE Index rose by 0.3% to 2,474.99 points over the week. The largest number of trades among index shares – 623 – was made with Halyk Bank's ordinary shares. The largest volume of trading was with securities of Kcell – KZT2.6 bn (59.5% of the total volume of trading for the week).

KASE Index shares



18.09.2020

KASE Index	2 474,99	Trends (%)	
	Price	Δ 7d	Δ 1m
First class of liquidity			
Freedom Holding Corp.	10 751,0	2,7	22,2
Sberbank Russia	1 313,0	2,5	-4,9
Gazprom	1 062,5	2,0	-5,6
Kazakhtelecom	25 899,0	1,6	-2,9
Kcell	2 563,0	1,5	1,5
Halyk Savings Bank of Kazakhstan	121,0	0,9	6,6
KEGOC	1 709,9	0,4	0,6
KazTransOil	817,0	0,2	2,4
VTB Bank	0,2	0,0	-9,1
Bank CenterCredit	227,0	-0,2	-0,5
Kazakhtelecom, preferred shares	12 400,0	-0,4	1,4
NAC Kazatomprom	6 261,1	-0,9	4,4
Bank of America Corporation	10 923,0	-1,5	1,5
KAZ Minerals	3 002,0	-1,8	3,5
Aeroflot	461,8	-2,8	-4,5

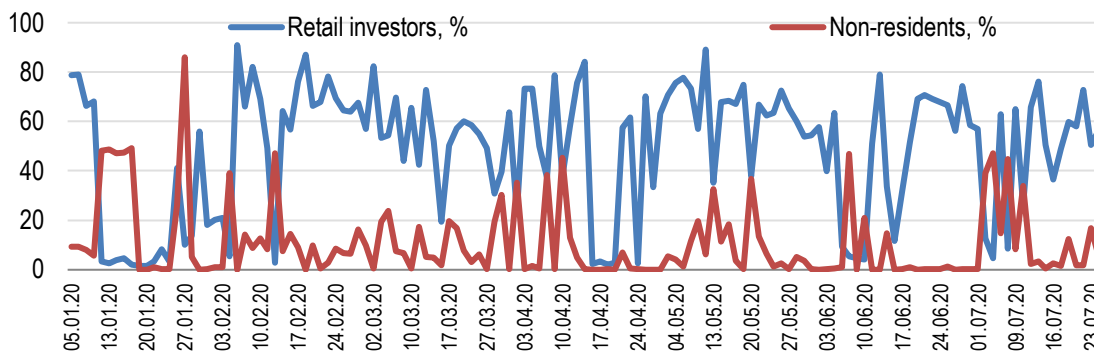
Note: Index stocks are highlighted in green

Local stock market indicator in black closed at the end of the week due to the growth of five of eight representatives of the index basket. Rising oil prices and strengthening of the tenge to foreign currencies supported the growth of shares of the representative list. Kazatomprom's ordinary shares, which rose by 1.5% to KZT2,563, grew most of all. The company's GDR on the London Stock Exchange (LSE) was trading at US \$5.98, which is equivalent to KZT2,528.94 at the official exchange rate of the National Bank as at September 18 at the close of trading on KASE.

At an online meeting organized by KASE on Friday, Aibek Botabekov, Managing Director for Finance of KEGOC, said that the company plans to pay about KZT20 billion in dividends for the first half of 2020 at a rate of KZT77.09 per ordinary share. KEGOC's consolidated net profit for January-June 2020 was KZT28.6 billion. KEGOC's ordinary shares rose by 0.1% to KZT1,709.89 over the week.

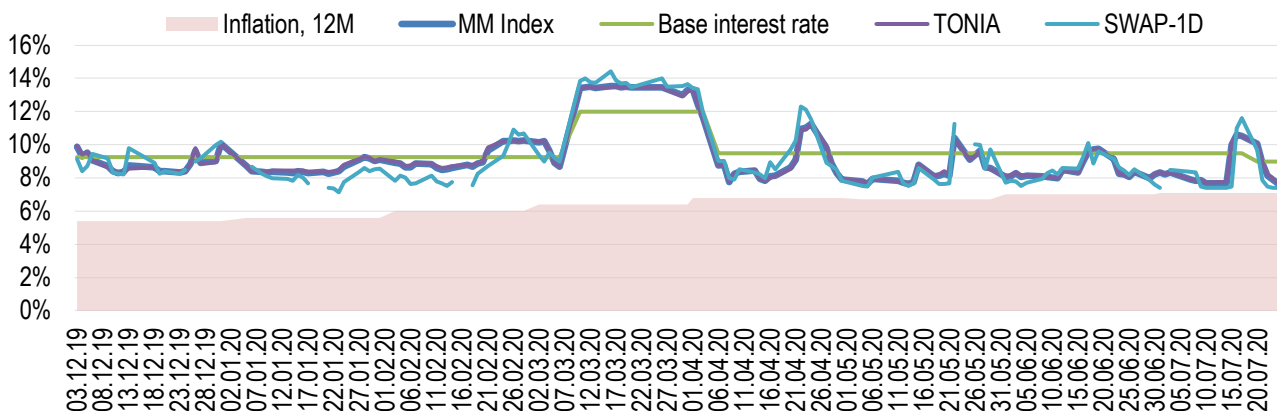
Also this week, Kazakhtelecom reported that the Extraordinary General Meeting of shareholders, postponed to September 11, 2020, failed to take place due to no quorum. Earlier, the meeting was rescheduled from September 7 to September 11 also due to no quorum. Stocks of the telecom company rose by 0.4% to KZT25,899.00.

Retail investors & non-residents. %

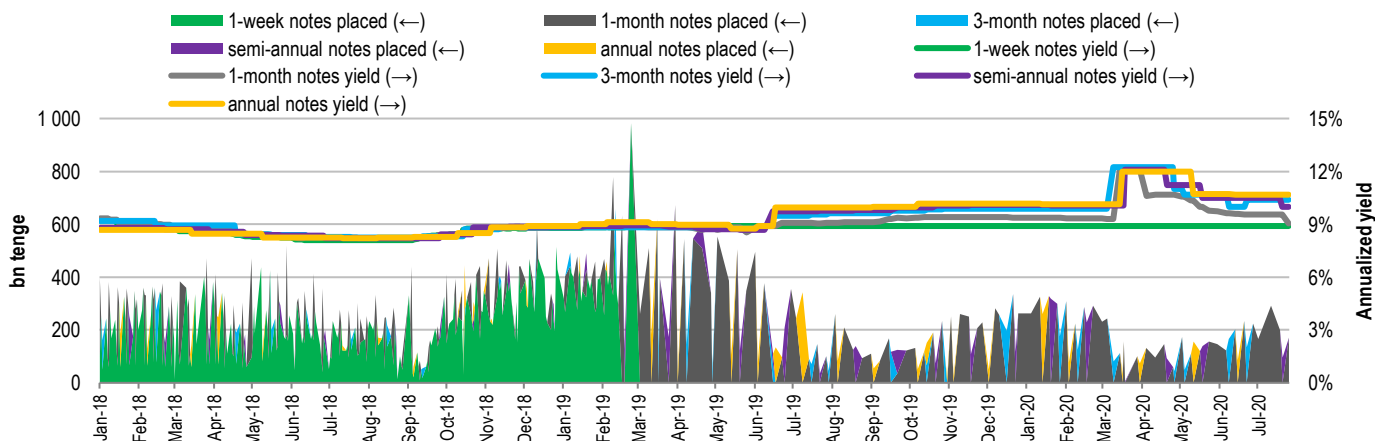


The yield of one-day repo transactions with government securities rose by 62 bps to 8.62% APR over the week. SWAP 1D USD rate was up 34 bps to 8.44% APR. The average amount of tenge liquidity raised for one day this week was KZT132.8 bn (-3,9% compared to the last week).

Inflation and interest rates

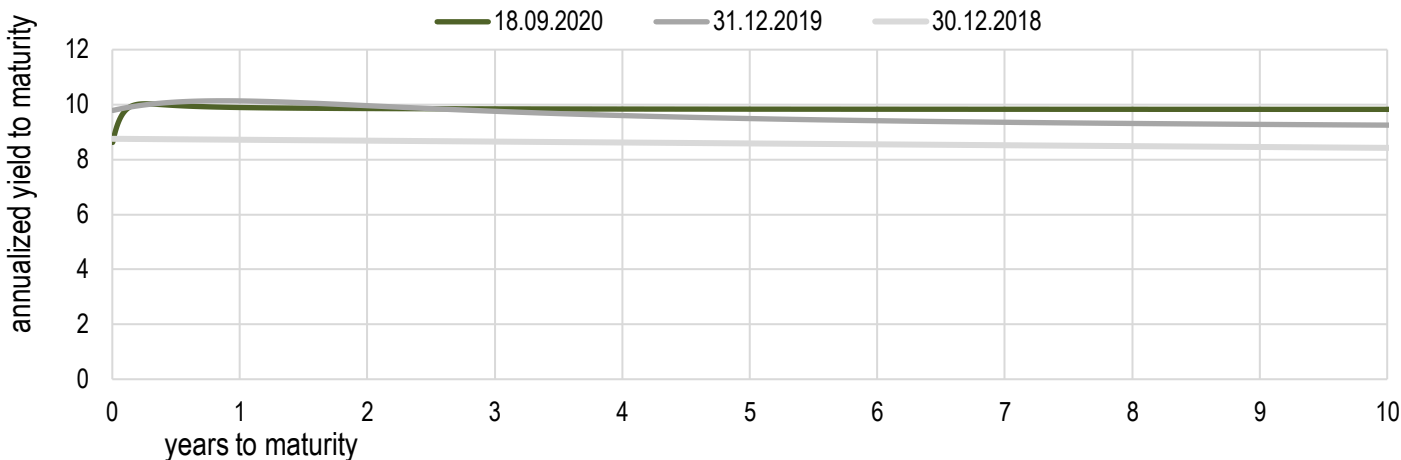


Main Features of National Bank Notes Placements



* weighted average yield on all currency swap transactions with the US dollar.

Risk-free yield curve (non-indexed GS)





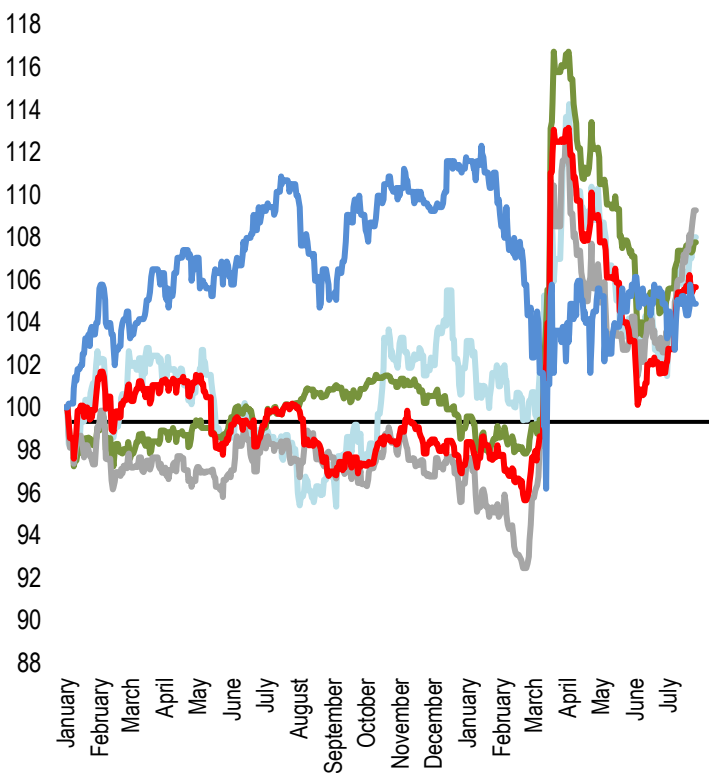
The tenge has strengthened against the US dollar by KZT5.53 to KZT420.76 by the end of the week. Total trading volume over the week amounted to US \$584.6 mln, a drop of 10,0% compared to the last week. Total number of transactions for buying and selling the U.S. dollar was 2,146 (-746 compared to the last week). The maximum price this week was KZT426.60 per U.S. dollar, the minimum price is KZT420.50.

The tenge strengthens against all foreign currencies traded on KASE at the end of the week amid rising oil prices. Oil prices were mainly supported by the publication of weekly data from the American Petroleum Institute (API), according to which oil reserves in the United States decreased by 9.5 million barrels over the past week. Besides, as of Thursday, about 30% of oil production capacity in the Gulf of Mexico had been forced to shut down due to the hurricane on the coast of Alabama (USA). The November Brent crude futures closed on Friday at US \$43.15 per barrel, thus rising by 8.3% for the week. Meanwhile, OPEC and the International Energy Agency (IEA) have downgraded their forecasts for energy demand prospects.

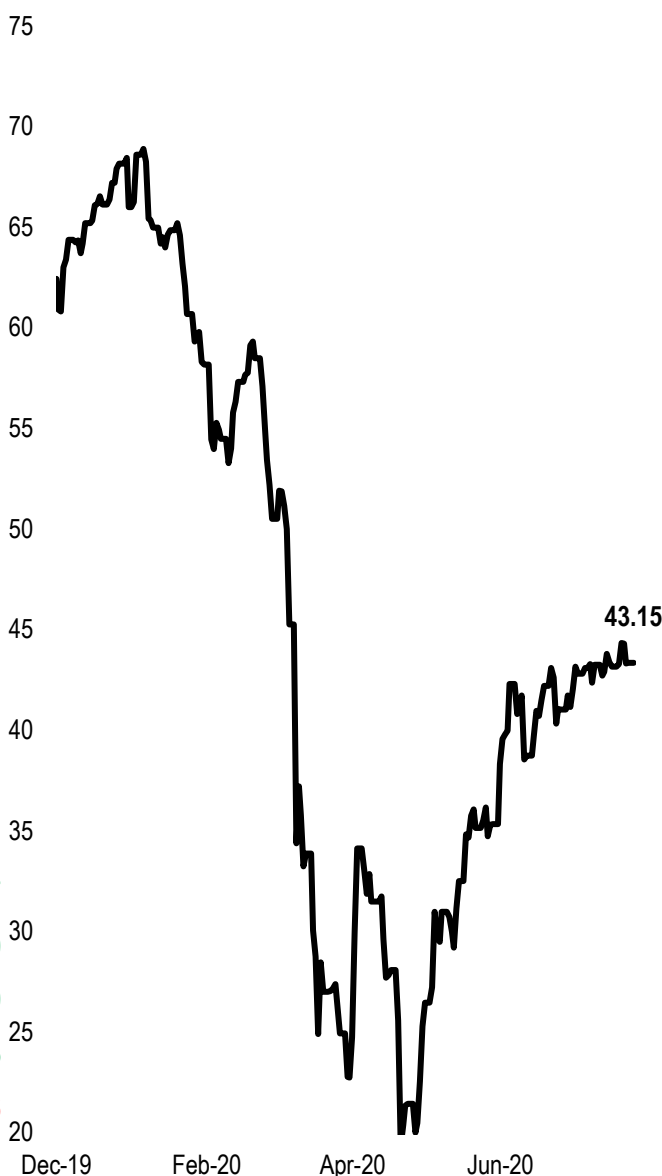
The exchange rate of the Russian ruble dropped by KZT0.0522 to KZT5.6278. The euro depreciated by KZT4.52 to KZT499.50 against the tenge. The Chinese yuan rate against the tenge dropped by KZT0.0378 to KZT62.3467.

FX rates

Δ % . base (01.01.20)



Brent oil
USD/barrel



	Price	Δ 7d, %	Δ 30d, %	Δ 2020, %
— GBPKZT	548.59	-1.0	-0.4	9.7
— USDKZT	422.90	-0.65	1.1	10.9
— EURKZT	498.90	-1.0	0.27	16.9
— CNYKZT	62.48	0.4	3.4	14.5
— RUBKZT	5.64	-0.2	-1.2	-8.6

Note: The chart and the table are based on the official market rates of the NBK. NBK rates may differ from KASE rates.



Global indices

Commodities market

18.09.2020

Name	Value	Trend %			Futures	Name	Price	Trend %		
		7d	1m	1y	7d			7d	1m	1y
S&P 500	3 319,47	-1,9	-1,6	10,4	-0,2	Oil	43,15	8,9	-4,9	-33,0
Dow Jones	27 657,42	-1,2	-0,1	2,1	0,4		41,11	10,3	-4,2	-29,3
RTS	1 228,64	0,0	-6,7	-10,8	-1,0	Natural gas	2,05	-11,3	-15,6	-19,3
MICEX	2 285,53	0,0	0,0	0,0	-1,0	Copper	311,35	1,5	3,0	20,2
Hang Seng	24 455,41	-0,8	-2,9	-7,6	0,0	Iron	915,50	-2,9	0,0	15,1
SS CSI 300	4 737,09	1,8	-0,1	20,7	2,3	Gold	1 950,86	-0,3	1,1	30,1
Euro Stoxx 50	3 283,69	-1,0	-1,0	-7,6	-1,2	Silver	27,03	-0,7	-1,1	52,1
FTSEuroFirst	3 646,50	0,6	-0,5	-14,0	-0,7	Wheat	575,00	4,8	12,3	17,8
FTSE 100	6 007,05	-0,3	-1,7	-18,3	-0,9					
KASE	2 474,99	0,1	1,1	13,2						

Economic calendar

Currency

Forecast

Previous

09/21	GDP (monthly) (YoY)	RUB		-4.7%
09/22	Sales on the secondary housing market (Aug.)	USD	6.00M	5.86M
09/23	Germany's manufacturing PMI (Sept.)	EUR	52.5	52.2
09/23	Manufacturing PMI	GBP		55.2
09/23	PMI index in service industry	GBP		55.8
09/23	Crude oil reserves	USD		4.389M
09/24	Number of initial applications for unemployment benefits	USD	845K	860K

Note: the calendar contains the most significant economic events of the current week according to KASE analysts opinion

B – billions
M – millions
K – thousands

Kazakhstan statistics

Value

As of

Beginning 2019

Annual inflation	7.0%	09/01/20	5.3%
Gross international reserves of NBK. USD bn	31,561	06/01/20	30,927
Reserve money. KZT bn	8,428.3	06/01/20	5,995.7
Money supply. KZT bn	22,438.2	06/01/20	20,813.4

Kazakhstan credit ratings

Rating

Date

Previous

S&P Global

BBB- stable

03/27/20

BBB- stable

MOODY'S

Baa3 positive

08/22/19

Baa3 stable

FitchRatings

BBB stable

08/21/20

BBB stable

CONTACT INFORMATION



Address: Republic of Kazakhstan, 050040, Almaty, Baizakov St., 280, Business Center "Almaty Towers"

Tel.: 8 (727) 237 53 00



Corporate website



Contact us



Corporate Events Calendar of KASE listed Companies

The information contained therein was gathered by the employees of Kazakhstan Stock Exchange JSC (KASE). KASE does not guarantee the completeness and accuracy of the information contained in this report, as well as its reliability. Neither KASE, nor any of the employees are liable for any direct or indirect loss (damage) arising from the use of this report or information / analysis presented therein. KASE does not assume any responsibility to update this report on a regular basis or notify of all changes that have occurred.

KASE draws investors' attention to the following factors:

1. return on investment in financial instruments depends on a variety of market and non-market factors. In particular, the actual income of an investor may change depending on the fluctuations in interest rates, changes in taxation, FX movements, changes in quotations of securities, market indexes, changes in production and financial performance of companies, and other factors;
2. previous results do not necessarily affect the future results with the future estimations based on the assumptions that may not materialize. The value of any investment or income may go down and up, as a result the investors might not receive the entire invested amount back. For the investments in non-universally recognized markets, the investors may experience various difficulties, including selling them or obtaining the reliable information about their value or the risks involved;
3. report does not take into account the individual financial characteristics and aims of those receiving it.

KASE recommends that the investors independently evaluate the feasibility of certain investments and strategies and encourages the investors to use the services of financial consultants.

KASE reserves all rights for the report. This analytical material can be copied and/or distributed in full or in part upon written permission of KASE